

State of California
Department of Transportation
Division of Engineering Services



Award Tracker Report

JUNE 2014



JUNE 2014

<u>Total No Contracts</u>	<u>Total Payment</u>	<u>Total State Payment</u>	<u>Total Federal Payment</u>	<u>Total DVBE Goals</u>	<u>Total DBE Goals</u>	<u>Total Overall Goals</u>
54	\$209,368,482.51	\$34,120,797.38	\$175,247,685.13	\$1,137,056.60	\$14,482,515.74	\$15,619,572.34
				3.3%	8.3%	7.5%
<u>State Contracts</u>	<u>Federal Contracts</u>			<u>Total DVBE Cert</u>	<u>Total DBE Cert</u>	<u>Total Overall Cert</u>
27	27			\$2,375,850.74	\$14,730,861.59	\$17,106,712.33
				7.0%	8.4%	8.2%

<u>GOALS</u>	<u>NO. OF CONTRACTS</u>	<u>CONTRACT PERCENTAGE</u>	<u>BID AMOUNT</u>	<u>DOLLAR PERCENT</u>
No Goals	0	0.00	0.00	0.00
< 10%	47	87.04	160,335,544.35	76.58
= 10%	2	3.70	2,903,996.00	1.39
> 10%	5	9.26	46,128,942.16	22.03
Total	<u>54</u>	<u>100.0%</u>	<u>\$209,368,482.51</u>	<u>100.0%</u>

GOAL RESULTS AT AWARD

No Goals	0	0.00	0.00	0.00
Good Faith Effort	1	1.85	44,312,578.27	21.16
Goals Met	1	1.85	1,082,000.00	0.52
Goals Exceeded	52	96.30	163,973,904.24	78.32
Total	<u>54</u>	<u>100.0%</u>	<u>\$209,368,482.51</u>	<u>100.0%</u>

GOOD FAITH DENIALS

State Projects	0.0	0.0%
Federal Projects	2.0	7.4%

DBE/DVBE TOTALS
State Fiscal Year 2013-14
July 1, 2013 - June 30, 2014

<u>Total No Contracts</u>	<u>Total Payment</u>	<u>Total State Payment</u>	<u>Total Federal Payment</u>	<u>Total DVBE Goals</u>	<u>Total DBE Goals</u>
358	\$1,535,152,881.14	\$320,992,434.07	\$1,214,160,447.07	\$5,559,163.92	\$97,097,587.15
				1.7%	8.0%
<u>State Contracts</u>	<u>Federal Contracts</u>			<u>Total DVBE Cert</u>	<u>Total DBE Cert</u>
150	208			\$13,915,712.66	\$120,466,110.95
				4.3%	9.9%

<u>GOALS</u>	<u>NO. OF CONTRACTS</u>	<u>CONTRACT PERCENTAGE</u>	<u>BID AMOUNT</u>	<u>DOLLAR PERCENT</u>
No Goals	8	2.23	167,982,385.05	10.94
<10%	276	77.09	1,077,162,492.96	70.17
=10%	28	7.82	106,730,075.52	6.95
>10%	46	12.85	183,277,927.61	11.94
Total	358	100.0%	\$1,535,152,881.14	100.0%

GOAL RESULTS AT AWARD

No Goals	8	2.23	167,982,385.05	10.94
Good Faith Effort	22	6.15	108,800,075.22	7.09
Goals Met	14	3.91	19,825,134.60	1.29
Goals Exceeded	314	87.71	1,238,545,286.27	80.68
Total	358	100.0 %	\$1,535,152,881.14	100.0 %

GOOD FAITH DENIALS

State Projects	2.0	1.3%
Federal Projects	10.0	4.8%

STATE FUNDED PROJECTS
State Fiscal Year 2013-14
July 1, 2013 -June 30, 2014

<u>Total No Contracts</u>	<u>Total Payment</u>	<u>Total State Payment</u>	<u>Total DVBE Goals</u>	<u>Total Overall Goals</u>
150	\$320,992,434.07	\$320,992,434.07	\$5,559,163.92	\$5,559,163.92
			1.7%	1.7%
			<u>Total DVBE Cert</u>	<u>Total Overall Cert</u>
			\$13,915,712.66	\$13,915,712.66
			4.3%	4.3%

GOALS	NO. OF CONTRACTS	CONTRACT PERCENTAGE	BID AMOUNT	DOLLAR PERCENT
No Goals	7	4.67	163,853,589.25	51.05
<10%	143	95.33	157,138,844.82	48.95
=10%	0	0.00	0.00	0.00
>10%	0	0.00	0.00	0.00
Total	150	100.0%	\$320,992,434.07	100.0%

GOAL RESULTS AT AWARD

No Goals	7	4.67	163,853,589.25	51.05
Good Faith Effort	0	0.00	0.00	0.00
Goals Met	5	3.33	3,472,783.50	1.08
Goals Exceeded	138	92.00	153,666,061.32	47.87
Total	150	100.0%	\$320,992,434.07	100.0%

GOOD FAITH DENIALS

State Projects	2.0	1.3%
----------------	-----	------

**FEDERAL FUNDED PROJECTS
FEDERAL FISCAL YEAR 2013-14
October 1, 2013 - June 30, 2014**

<u>Total No Contracts</u>	<u>Total Federal Payment</u>	<u>Total DBE Goals</u>	<u>Total Overall Goals</u>
177	\$1,087,432,002.89	\$89,742,976.90	\$89,742,976.90
		8.3%	8.3%
		<u>Total DBE Cert</u>	<u>Total Overall Cert</u>
		\$110,698,253.09	\$110,698,253.09
		10.2%	10.2%

GOALS	NO. OF CONTRACTS	CONTRACT PERCENTAGE	BID AMOUNT	DOLLAR PERCENT
No Goals	1	0.56	4,128,795.80	0.38
<10%	113	63.84	809,919,899.69	74.48
=10%	22	12.43	100,183,569.79	9.21
>10%	41	23.16	173,199,737.61	15.93
Total	177	100.0 %	\$1,087,432,002.89	100.0 %

GOAL RESULTS AT AWARD

No Goals	1	0.56	4,128,795.80	0.38
Good Faith Effort	19	10.73	105,351,477.62	9.69
Goals Met	7	3.95	14,579,563.10	1.34
Goals Exceeded	150	84.75	963,372,166.37	88.59
Total	177	100.0 %	\$1,087,432,002.89	100.0 %

GOOD FAITH DENIALS

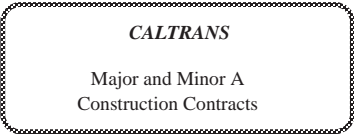
Federal Projects	8.0	4.5 %
------------------	-----	-------

CALTRANS

Major and Minor A
Construction Contracts

DISTRICT 01
AWARD TRACKER by District — JUNE 2014

Contract Number	Award Date	Dist/Co/Rte/PM	Description of Work	Bid Open Date	Fed Aid	Bond	Contractor	Awarded Amt \$	Subcont UDBE/DVBE Goal Cert	Subcontract Amt (\$ Cert)	Ethnic Group	Const Type					
01-0a3604	6/2/2014	01-Hum-299 -19.3/19.8	Geosynthetic Reinforced Embankment, Roadway Ex, Base, And Hma Paving	5/7/2014	X		MERCER-FRASER COMPANY	2,614,717.00	A C DIKE CO	7,011.00	C	F	7				
									BLACK DIAMOND ASPHALT.	91,321.00	B	F	7				
									GR SUNDBERG, INC.	5,346.30	NA		7				
									WATER COMPONENTS & DIRT & AGGREGATE	109,999.00	C	F	1				
									FRANK ZABEL TRUCKING	35,990.00	AP		5				
									36,977.00	H		4					
								DBE: 10%	11.0%	\$286,644.30							
01-0c9504	6/10/2014	01-Men-101- R100.1/R103.8	Bonded Wearing Course	5/14/2014	X		GRANITE CONSTRUCTION COMPANY	1,398,981.40	A C DIKE CO	3,080.00	C	F	7				
									R&S TRUCKING, INC	17,600.00	C	F	7				
									A B S L CONSTRUCTION	31,402.00	H		7				
									APADANA ENGINEERING	50,960.00	C	F	7				
									ESWPPP CONSULTANTS	1,739.00	AS		7				
								DBE: 7%	7.5%	\$104,781.00							
01-378124	6/19/2014	01-Men-128, 253- VAR	Rehabilitate Culverts	5/28/2014	X		KEN'S WATER TENDER, INC.	538,629.50	STONY CREEK GENERAL	54,000.00	NA		7				
								DBE: 9%	10.0%	\$54,000.00							
								Average DBE	8.7%								
								Average DVBE									
Total for District 01								\$4,552,327.90		12		\$445,425.30					



DISTRICT 02
AWARD TRACKER by District — JUNE 2014

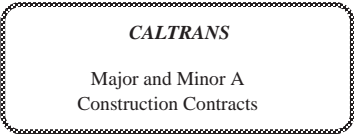
Contract Number	Award Date	Dist/Co/Rte/PM	Description of Work	Bid Open Date	Fed Aid	Bond	Contractor	Awarded Amt \$	Subcont UDBE/DVBE Goal Cert	Subcontract Amt (\$ Cert)	Ethnic Group	Const Type
02-3c0714	6/25/2014	02-Las-395 -61.5/R76.6	Pulverize Roadbed , Hma, Roadway Excavation	6/4/2014	X		HAT CREEK CONSTRUCTION & MATERIALS, INC.	12,183,831.00	T & S DVBE	993,675.00	C F	5
									DBE: 8%	8.2%		
										\$993,675.00		
02-4e1904	6/3/2014	02-Sha-299-60.0/67.8	Place Hma, Replace Ac Surfacing	5/7/2014			TULLIS, INC.	1,746,671.00	BEAUPRE TRUCKING DEPENDABLE PETROLEUM	34,950.00 22,360.00	DV DV	7 7
									DVBE: 3%	3.3%		
									Average DBE	8.0%	8.2%	
									Average DVBE	3.0%	3.3%	
							Total for District 02	\$13,930,502.00		3		\$1,050,985.00

CALTRANS

Major and Minor A
Construction Contracts

DISTRICT 03
AWARD TRACKER by District — JUNE 2014

Contract Number	Award Date	Dist/Co/Rte/PM	Description of Work	Bid Open Date	Fed Aid	Bond	Contractor	Awarded Amt \$	Subcont UDBe/DVBE Goal Cert	Subcontract Amt (\$ Cert)	Ethnic Group	Const Type	
03-1f8904	6/3/2014	03-Nev-49-17.1/17.4	Add Four-foot Wide Paved Shoulder	4/30/2014	X		KNIFE RIVER CONSTRUCTION	623,565.09	CONSTRUCTION AREA	72,182.50	H	F	5
									CONSTRUCTION AREA	1,050.00	H	F	7
									TYRRELL RESOURCES	14,137.00	C	F	6
									DBE: 14%	14.0%	\$87,369.50		
03-3f9504	6/20/2014	03-Nev-49-5.6/6.0	Widen To Add A Northbound Turn Lane And A 8-foot Wide Paved Shoulder.	4/23/2014	X		HERBACK GENERAL ENGINEERING	429,306.80	CONSTRUCTION AREA	24,737.50	H		5
									FLASH TRAFFIC INC	1,900.00	H	F	5
									ESWPPP CONSULTANTS	1,889.00	AS		7
									A B S L CONSTRUCTION	4,000.00	H		7
									NITTA, INC.	3,690.00	AP		6
									WEST COAST WATER	28,000.00	C	F	4
									DBE: 13%	15.0%	\$64,216.50		
03-4m2604	6/18/2014	03-Sie-89-27.2/29.6	Corrugated Steel Pipe And Pipeliner	4/23/2014			DREAMBUILDER	345,131.00	ROLL N ROCK	18,464.00	DV		7
03-4m7304	6/5/2014	03-Sac-51,99,160-VAR	Polymer Overlay Bridge Decks; Spot Blast & Paint Steel Members.	5/14/2014			WEST COAST STRUCTURES, INC DBA WESTERN STRUCTURES	1,239,245.65	WEST COAST STRUCTURES	198,943.18	DV		7
03-4m8204	6/9/2014	03-Sac-5, 99-29.5/30.5, 32.1/36.9	Rubberized Hot Mix Asphalt (open Graded) Overlay	5/14/2014			A. TEICHERT & SON, INC. DBA TEICHERT CONSTRUCTION	1,922,074.50	TITAN DVBE	58,590.00	DV		7
03-4m8404	6/24/2014	03-Nev-80-21.2/28.1	Grind Wearing Course, Profile Grind Pcc, Apply Concrete Hardener	5/7/2014	X		ACME CONCRETE PAVING INC, DBA ACPI	7,647,894.82	K R C SAFETY CO. INC.	394,798.00	NA		5



DISTRICT 03
AWARD TRACKER by District — JUNE 2014

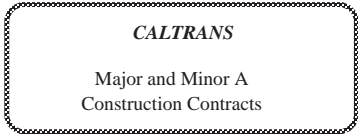
Contract Number	Award Date	Dist/Co/Rte/PM	Description of Work	Bid Open Date	Fed Aid	Bond	Contractor	Awarded Amt \$	Subcont UDBE/DVBE Goal Cert	Subcontract Amt (\$ Cert)	Ethnic Group	Const Type		
03-4m8504	6/17/2014	03-Sac-50-R5.8/12.9	Rubberized Hma (open Graded) Overlay	5/21/2014	X		GRANITE CONSTRUCTION COMPANY	2,753,753.00	MOORE SWEEPING INC DRAGON MATERIAL CONSTRUCTION AREA A B S L CONSTRUCTION M&M ELECTRIC LA FIRMA INC CHAVEZ TRUCKING	25,520.00 32,240.00 17,500.00 56,700.00 34,472.00 650.00 66,936.00	B H H H C NA H	 F F F F 7 F	7 7 5 7 7 7 4	
									DBE: 8%	8.5%		\$234,018.00		
									Average DBE	10.0%	10.7%			
									Average DVBE	3.7%	8.2%			
Total for District 03								\$14,960,970.86		20		\$1,056,399.18		

CALTRANS

Major and Minor A
Construction Contracts

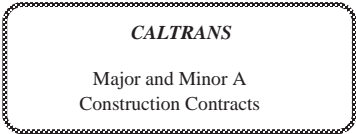
DISTRICT 04
AWARD TRACKER by District — JUNE 2014

Contract Number	Award Date	Dist/Co/Rte/PM	Description of Work	Bid Open Date	Fed Aid	Bond	Contractor	Awarded Amt \$	Subcont UDBE/DVBE Goal Cert	Subcontract Amt (\$ Cert)	Ethnic Group	Const Type				
04-235844	6/25/2014	04-SM-101-16.3/17.1	Reconstruct Overcrossing, Retaining Walls, Ground Improvement,	5/13/2014	X		GHILOTTI CONSTRUCTION COMPANY INC	44,991,507.50	DRAGON MATERIAL	618,405.00	H	F	7			
									R. E. SERRANO INC.	1,058,735.00	H		7			
									A B S L CONSTRUCTION	36,000.00	H		2			
									LOGISTICAL ENTERPRISES	488,002.32	H	F	7			
									ADANTA. INC	6,800.00	NA	F	7			
									RUPERT CONSTRUCTION	124,500.48	C	F	7			
									MUNICON CONSULTANTS	26,400.00	C	F	7			
									JJ NGUYEN. INC.	574,230.00	AP		6			
									WATER COMPONENTS & DILLARD ENVIRONMENTAL	14,861.00	C	F	7			
										703,178.00	C	F	4			
								DBE: 8%	8.1%	\$3,651,111.80						
04-2g6004	6/19/2014	04-Son-101-R54.2/R56.2	Cold Plane Pavement And Place Hma-a, And Install Drainage Systems.	5/6/2014			GHILOTTI CONSTRUCTION COMPANY INC	1,119,553.40	TITAN DVBE	56,420.00	DV		5			
																DVBE: 5%
04-2g8404	6/25/2014	04-Ala-61-19.2	Modify A Drainage System.	6/17/2014			GHILOTTI CONSTRUCTION COMPANY INC	333,380.00	WELLS SWEEPING	4,640.00	DV		7			
									FIRST VANGUARD RENTALS	7,500.00	DV		5			
									DVBE TRUCKING &	6,720.00	DV		4			
													DVBE: 5%	5.7%	\$18,860.00	
04-3e2404	6/4/2014	04-SM-35-21.0/23.0	Cold Plane Asphalt Concrete Pavement And Place Hot Mix Asphalt.	5/13/2014			O'GRADY PAVING INC	241,170.00	TITAN	12,850.00	DV		5			
																DVBE: 5%
04-3E3604	6/4/2014	04-Sol-37-0.1/7.4	Cold Plane Pavement And Place Rubberized Hot Mix Asphalt.	5/13/2014			WINDSOR FUEL COMPANY	1,626,850.00	WELLS SWEEPING	24,320.00	DV		7			
									HARP ENTERPRISES	9,870.00	DV		7			
									FIRST VANGUARD	35,320.00	DV		5			
													DVBE: 3%	4.3%	\$69,510.00	



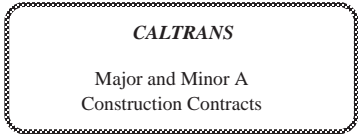
DISTRICT 04
AWARD TRACKER by District — JUNE 2014

Contract Number	Award Date	Dist/Co/Rte/PM	Description of Work	Bid Open Date	Fed Aid	Bond	Contractor	Awarded Amt \$	Subcont UDBE/DVBE Goal Cert	Subcontract Amt (\$ Cert)	Ethnic Group	Const Type
04-3e4704	6/24/2014	04-SM,SF -1,92,101,280-Var	Treat Bridge Decks With Methacrylate And Replace Joint Seals.	6/10/2014			WESTERN STRUCTURES	559,285.00	WEST COAST STRUCTURES	559,285.00	DV	7
									DVBE: 5%	100.0%	\$559,285.00	
04-3e5104	6/5/2014	04-Ala-VAR-VAR	Treat Bridge Deck With Methacrylate Resin And Replace Joint Seals.	5/20/2014			PETERSON CHASE GENERAL ENGINEERING CONSTRUCTION	1,664,352.14	JOINT SEAL MATERIALS GLOBAL ENVIRONMENTAL	40,545.38 13,665.00	DV DV	7 5
									DVBE: 3%	3.3%	\$54,210.38	
04-4H4904	6/17/2014	04-Ala-84-6.9/8.0	Cold Plane Ac Pavement And Place Hma (type A) At Spot Locations.	4/22/2014			MCK SERVICES INC	741,721.00	CAL-VET SERVICES SAFETY STRIPING SVCS	6,000.00 35,456.00	DV DV	5 5
									DVBE: 5%	5.6%	\$41,456.00	
04-4h5704	6/11/2014	04-Son-12-18.8/21.7	Resurfacing With Rubberized Bounded Wearing Course.	5/20/2014	X		WINDSOR FUEL COMPANY	2,383,119.00	CHAVEZ TRUCKING	218,790.00	H F	4
									DBE: 7%	9.2%	\$218,790.00	
								Average DBE	7.5%	8.6%		
								Average DVBE	4.4%	18.4%		
							Total for District 04	\$53,660,938.04		24		\$4,682,493.18



DISTRICT 05
AWARD TRACKER by District — JUNE 2014

Contract Number	Award Date	Dist/Co/Rte/PM	Description of Work	Bid Open Date	Fed Aid	Bond	Contractor	Awarded Amt \$	Subcont UDBE/DVBE Goal Cert	Subcontract Amt (\$ Cert)	Ethnic Group	Const Type
05-0s7904	6/17/2014	05-SLO-101-R21.6/R23.9	Repave Roadway With Rubberized Hma And Construct Guardrail.	5/28/2014	X		CALPORTLAND CONSTRUCTION	2,899,927.20	DRAGON MATERIAL	345,000.00	H F	4
									DBE: 9% 11.9%	\$345,000.00		
05-1f4804	6/10/2014	05-SB-101-47.3/47.9	Place High Friction Surface Treatment On Existing Roadbed.	5/14/2014	X		AMERICAN CIVIL CONSTRUCTORS WEST COAST, INC.	289,279.00	SUPER SEAL & STRIPE. INC K R C SAFETY CO. INC. APPIAN UDBE SWPPP ALL CITY TRUCKING	9,179.00 12,400.00 700.00 7,600.00	C F NA B F AS	5 5 7 7
									DBE: 10% 10.3%	\$29,879.00		
								Average DBE	9.5% 11.1%			
								Average DVBE				
							Total for District 05	\$3,189,206.20	5	\$374,879.00		



DISTRICT 06
AWARD TRACKER by District — JUNE 2014

Contract Number	Award Date	Dist/Co/Rte/PM	Description of Work	Bid Open Date	Fed Aid	Bond	Contractor	Awarded Amt \$	Subcont UDBE/DVBE		Subcontract Amt (\$ Cert)	Ethnic Group	Const Type
									Goal	Cert			
06-0a7904	6/9/2014	06-Ker-46, 65 -54.0/57.8, 0.7/6.1	Place Asphalt-rubber Binder And Flush Coat.	4/9/2014	X		VSS INTERNATIONAL	1,082,000.00	MANERI TRAFFIC CONTROL		45,530.00	H F	5
									DBE: 6%	4.2%	\$45,530.00		
06-0a8104	6/6/2014	06-Ker-155, 204- R6.5/R11.0; R0.0/3.7	Cold Plane Asphalt Concrete Pavement And Replace With Hot Mix Asphalt.	3/26/2014	X		CHESTER BROSS CONSTRUCTION COMPANY	1,899,477.00	DRAGON MATERIAL MANERI TRAFFIC CONTROL		224,323.00 60,240.00	H F H F	7 5
									DBE: 7%	15.0%	\$284,563.00		
06-0r2404	6/12/2014	06-Fre-5 -37.1/41.7,44.9/46.5	Cold Plane And Resurface Roadway.	4/23/2014			GRANITE CONSTRUCTION COMPANY	399,580.00	SAMBRANO TRAFFIC JAMES DAVID LAWRENCE SAMBRANO TRAFFIC		17,600.00 7,496.25 475.00	DV DV DV	5 7 7
									DVBE: 5%	6.4%	\$25,571.25		
								Average DBE	6.5%	9.6%			
								Average DVBE	5.0%	6.4%			
							Total for District 06	\$3,381,057.00		6	\$355,664.25		

CALTRANS

Major and Minor A
Construction Contracts

**DISTRICT 07
AWARD TRACKER by District — JUNE 2014**

Contract Number	Award Date	Dist/Co/Rte/PM	Description of Work	Bid Open Date	Fed Aid	Bond	Contractor	Awarded Amt \$	Subcont UDBe/DVBE		Subcontract Amt (\$ Cert)	Ethnic Group	Const Type
									Goal	Cert			
07-1w5204	6/9/2014	07-LA-5704	Install Wash Rack.	5/8/2014			FUTURE DB INTERNATIONAL INC	429,910.00	RAPID RESPONSE ELECTRIC		36,634.50	DV	3
									DVBE: 5%	8.5%	\$36,634.50		
07-1w5904	6/4/2014	07-LA-10, 39, 210, 605-Var	Treat Bridge Deck With Methacrylate And Replace Joint Seals.	5/15/2014			VELARDE CONCRETE CONSTRUCTION INC	1,384,839.00	MALLARD CONSTRUCTION		73,312.50	DV	5
									DVBE: 3%	5.3%	\$73,312.50		
07-1w6104	6/10/2014	07-LA-1,47,91,110,405,710-Var	Treat Bridge Deck With Methacrylate And Replace Joint Seals.	5/22/2014			VELARDE CONCRETE CONSTRUCTION INC	1,141,830.67	MALLARD CONSTRUCTION MALLARD CONSTRUCTION		40,456.20 4,000.00	DV DV	5 7
									DVBE: 3%	3.9%	\$44,456.20		
07-1w6504	6/3/2014	07-LA-101, 134-Various	Treat Bridge Deck With Methacrylate And Replace Joint Seals.	5/8/2014			THE SUN GROUP	912,930.74	MALLARD CONSTRUCTION		63,867.50	DV	5
									DVBE: 3%	7.0%	\$63,867.50		
07-273104	6/10/2014	07-LA-105, 110-Var	Replace Joint Seals And Concrete Spalls.	5/15/2014	X		HIGHLAND CONSTRUCTION INC	1,427,864.00	RUPERT CONSTRUCTION		139,048.59	C F	7
									DBE: 9%	9.7%	\$139,048.59		
07-4t5604	6/12/2014	07-LA-107-4.2	Modify Signal And Lighting And Ada Curb Ramps	5/29/2014	X		UNIQUE PERFORMANCE CONSTRUCTION INC	295,024.00	LA FIRMA INC TRAFFIC LOOPS		27,861.80 13,055.00	NA AP F	7 7
									DBE: 11%	13.9%	\$40,916.80		
07-4t6804	6/12/2014	07-LA-105-R0.9, R4.7	Apply High Friction Surface Treatment And Construct Curb Ramp.	5/15/2014	X		SMART TECH GROUP INC	450,356.80	ABRASIVE BLASTING ABRASIVE BLASTING J. FRANCIS INC		3,480.00 3,226.00 21,948.00	C C C	F F F 3
									DBE: 6%	6.4%	\$28,654.00		

CALTRANS
Major and Minor A
Construction Contracts

DISTRICT 07
AWARD TRACKER by District — JUNE 2014

Contract Number	Award Date	Dist/Co/Rte/PM	Description of Work	Bid Open Date	Fed Aid	Bond	Contractor	Awarded Amt \$	Subcont UDBE/DVBE		Subcontract Amt (\$ Cert)	Ethnic Group	Const Type
									Goal	Cert			
								Average DBE	8.7%	10.0%			
								Average DVBE	3.5%	6.2%			
							Total for District 07	\$6,042,755.21		11	\$426,890.09		

CALTRANS

Major and Minor A
Construction Contracts

DISTRICT 08
AWARD TRACKER by District — JUNE 2014

Contract Number	Award Date	Dist/Co/Rte/PM	Description of Work	Bid Open Date	Fed Aid	Bond	Contractor	Awarded Amt \$	Subcont UDBE/DVBE Goal Cert	Subcontract Amt (\$ Cert)	Ethnic Group	Const Type
08-0n4004	6/10/2014	08-SBd-18-59.9/63.3	Install Mbgr And End Treatments	5/15/2014	X		SMART TECH GROUP INC	444,055.60	A C DIKE CO DBE: 5% 5.3%	23,562.50	C F	7
08-0R2104	6/17/2014	08-Riv-60-R0.0/11.9	Stripe To Continuos Access Hov Lanes	5/8/2014	X		STERND AHL ENTERPRISES INC	267,620.00	MANERI TRAFFIC CONTROL DBE: 9% 10.5%	28,090.00	H F	5
08-0r4004	6/4/2014	08-SBd-2, 138 -0.0/6.4, 0.0/4.8	Cold Plane, Overlay And Replace Asphalt Concrete Surfacing	5/8/2014	X		ALL AMERICAN ASPHALT	2,581,601.20	LMS TRANSPORT DBE: 7% 12.0%	309,953.67	AP	7
08-0r8104	6/10/2014	08-Riv-215-R15.0	Install A Weigh In Motion (wim) System	5/15/2014			ABSL CONSTRUCTION	735,918.50	GLOBAL ENVIRONMENTAL CAROLINO TRAFFIC SDV SERVICES INC DVBE: 5% 5.4%	3,370.00 32,360.00 4,220.00	DV DV DV	7 5 7
08-0r9704	6/11/2014	08-Riv-5730	Construct Washrack, Material Bins, Emulsion Tank And Canopy.	5/15/2014			FLEMING ENVIRONMENTAL INC	1,186,570.00	MARNE CONSTRUCTION DVBE: 3% 27.5%	326,800.00	DV	2
08-1c1304	6/9/2014	08-Riv-111 -47.2/T50.0	Cold Plane, Overlay With Rhma-type G, And Replace Ac Surfacing	5/8/2014			SKANSKA USA CIVIL WEST CALIFORNIA DISTRICT INC	1,258,000.00	EIGHT AVENUE ENTERPRISE TSF CONSTRUCTION DVBE: 3% 3.3%	15,927.84 25,200.00	DV DV	7 5

CALTRANS
Major and Minor A
Construction Contracts

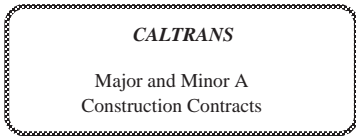
DISTRICT 08
AWARD TRACKER by District — JUNE 2014

Contract Number	Award Date	Dist/Co/Rte/PM	Description of Work	Bid Open Date	Fed Aid	Bond	Contractor	Awarded Amt \$	Subcont UDBE/DVBE Goal Cert	Subcontract Amt (\$ Cert)	Ethnic Group	Const Type
08-1c3904	6/9/2014	08-SBd-10, 210-Varies	Resurface Bridge Decks And Replace Joint Seals	5/1/2014			J M CLOUGHLIN ENGINEERING CO INC	945,267.15	EIGHT AVENUE ENTERPRISE	41,135.04	DV	5
									DVBE: 3% 4.4%	\$41,135.04		
08-1c4104	6/12/2014	08-SBd-15, 40, 127, 58, 95 and 247-Varies	Bridge Rehab, Shoulder & Ramp Seal, Install G-11s And Guardrail	5/22/2014			J M CLOUGHLIN ENGINEERING CO INC	2,530,243.40	USC SUPPLY EIGHTH AVENUE ENT	32,760.85 81,216.00	DV DV	7 5
									DVBE: 3% 4.5%	\$113,976.85		
08-1c8904	6/10/2014	08-Riv-10-R110.4/R152.4	Bridge Preventive Maintenance	5/15/2014			AUTOBAHN CONSTRUCTION INC	1,131,885.25	EIGHT AVENUE ENT	35,834.40	DV	5
									DVBE: 3% 3.2%	\$35,834.40		
								Average DBE	7.0% 9.3%			
								Average DVBE	3.3% 8.0%			
							Total for District 08	\$11,081,161.10	14	\$960,430.30		

CALTRANS
Major and Minor A
Construction Contracts

DISTRICT 09
AWARD TRACKER by District — JUNE 2014

Contract Number	Award Date	Dist/Co/Rte/PM	Description of Work	Bid Open Date	Fed Aid	Bond	Contractor	Awarded Amt \$	Subcont UDBE/DVBE Goal	Cert	Subcontract Amt (\$ Cert)	Ethnic Group	Const Type
09-358304	6/9/2014	09-Mno-108, 158, 182, 395-var	Replace Culverts.	5/14/2014			WILLIAM KANAYAN CONSTRUCTION	351,312.00	DRAVES PIPELINE		31,312.10	DV	7
									DVBE: 5%	8.9%	\$31,312.10		
								Average DBE					
								Average DVBE	5.0%	8.9%			
							Total for District 09	\$351,312.00		1	\$31,312.10		



DISTRICT 10
AWARD TRACKER by District — JUNE 2014

Contract Number	Award Date	Dist/Co/Rte/PM	Description of Work	Bid Open Date	Fed Aid	Bond	Contractor	Awarded Amt \$	Subcont UDBE/DVBE Goal Cert	Subcontract Amt (\$ Cert)	Ethnic Group	Const Type
10-0f7404	6/19/2014	10-Mer-5-17.5	Bridge Girder Retrofit	5/7/2014	X		AMERICAN CIVIL CONSTRUCTORS WEST COAST, INC.	1,126,100.00	KUSTUM STEEL K R C SAFETY CO. INC.	88,765.00 13,200.00	H NA	7 7
									DBE: 9%	9.1%		\$101,965.00
10-0x7704	6/5/2014	10-Mer,Sta-5, 59, 99, 132-var	Treat Bridge Decks And Replace Joint Seals.	5/14/2014			PETERSON-CHASE GENERAL ENGINEERING CONSTRUCTION,	414,672.98	SAFETY STRIPING SERVICE	44,821.00	DV	5
									DVBE: 5%	10.8%		\$44,821.00
10-0v1204	6/4/2014	10-Mer-59-7.9/14.1	Cold In-place Recycling And Place Hot Mix Asphalt	3/12/2014			A. TEICHERT & SON, INC DBA TEICHERT CONSTRUCTION	2,058,772.00	WELLS SWEEPING SAFETY STRIPING SERVICE GLOBAL ENVIRONMENTAL SAPPER WEST	20,390.00 39,280.00 4,700.00 1,995.00	DV DV DV DV	7 5 7 7
									DVBE: 3%	3.2%		\$66,365.00
								Average DBE	9.0%	9.1%		
								Average DVBE	4.0%	7.0%		
							Total for District 10	\$3,599,544.98		7		\$213,151.00

CALTRANS

Major and Minor A
Construction Contracts

DISTRICT 11
AWARD TRACKER by District — JUNE 2014

Contract Number	Award Date	Dist/Co/Rte/PM	Description of Work	Bid Open Date	Fed Aid	Bond	Contractor	Awarded Amt \$	Subcont UDBe/DVBE Goal Cert	Subcontract Amt (\$ Cert)	Ethnic Group	Const Type
11-292304	6/11/2014	11-SD-805-0.9/1.1, 2.5/2.9	Storm Water Mitigation, Slope Erosion Repair, Planting And Irrigation.	5/15/2014	X		CLEAN CUT LANDSCAPE	1,741,878.95	MANERI TRAFFIC CONTROL	109,133.50	H F	5
									DBE: 6%	6.3%		\$109,133.50
11-2m4404	6/2/2014	11-Imp-111 -40.5/65.4	Overlay With Hma (type A) And Place Asphalt Rubber Seal Coat.	5/8/2014	X		SKANSKA USA CIVIL WEST CALIFORNIA DISTRICT INC	2,990,000.00	K R C SAFETY CO. INC. LMS TRANSPORT	6,695.00 368,600.00	NA AP	5 7
									DBE: 9%	12.6%		\$375,295.00
11-2M5104	6/5/2014	11-Imp-86-11.3 / 20.6	Replace Ac, Place Asphalt Rubber Seal Coat, Cold Plane And Overlay.	3/20/2014			VSS INTERNATIONAL INC	3,404,894.00	SAMBRANO TRAFFIC	105,640.00	DV	5
									DVBE: 3%	3.1%		\$105,640.00
11-2m6304	6/9/2014	11-SD-76-24.1/34.9	Cold In-place Recycling.	5/15/2014			HAZARD CONSTRUCTION COMPANY	4,294,738.00	MALLARD CONSTRUCTION DEPENDABLE PETROLEUM SOUTHERN CALIFORNIA GLOBAL ENVIRONMENTAL	84,500.00 27,326.00 26,072.00 1,250.00	DV DV DV DV	5 7 7 7
									DVBE: 3%	3.2%		\$139,148.00
11-406704	6/13/2014	11-SD-5-R58.1/R72.4	Pcc Rehabilitation Including Ppep, Jpcp (rsc), And Approach Slabs.	4/10/2014	X		FLATIRON WEST INC	33,410,524.00	A C DIKE CO E. M. OIL TRANSPORT. INC. JC SUPPLY & TRIUMPH GEO-SYNTHETICS, QUALITY HYDROSEEDING & GASPAR TRUCKING	95,652.00 1,067,785.00 500,776.00 204,451.00 75,818.00 175,950.00	C H C C C H	F F F F F F 7 7 7 6 4
									DBE: 6%	6.3%		\$2,120,432.00

CALTRANS
Major and Minor A
Construction Contracts

DISTRICT 11
AWARD TRACKER by District — JUNE 2014

Contract Number	Award Date	Dist/Co/Rte/PM	Description of Work	Bid Open Date	Fed Aid	Bond	Contractor	Awarded Amt \$	Subcont UDBE/DVBE Goal Cert	Subcontract Amt (\$ Cert)	Ethnic Group	Const Type		
11-416204	6/6/2014	11-SD-15-R36.2/R37.0	Grind And Overlay Ramps, Upgrade Curb Ramps.	5/1/2014	X		GRANITE CONSTRUCTION COMPANY	468,468.00	UGE & ECS INC JL STORM WATER LINDY'S COLD PLANING A C DIKE CO E. M. OIL TRANSPORT. INC. A C DIKE CO	625.00 500.00 11,645.50 2,680.00 48,017.00 6,770.00	B C C C H C	F F F F F F	7 7 7 7 7 7	
									DBE: 11%	15.0%			\$70,237.50	
									Average DBE	8.0%	10.0%			
									Average DVBE	3.0%	3.2%			
Total for District 11								\$46,310,502.95		20		\$2,919,886.00		

CALTRANS
Major and Minor A
Construction Contracts

DISTRICT 12
AWARD TRACKER by District — JUNE 2014

Contract Number	Award Date	Dist/Co/Rte/PM	Description of Work	Bid Open Date	Fed Aid	Bond	Contractor	Awarded Amt \$	Subcont UDBE/DVBE Goal Cert	Subcontract Amt (\$ Cert)	Ethnic Group	Const Type
12-0f96C4	6/17/2014	12-Ora-5-3.7/6.2	Add Hov Lane In Each Direction	4/17/2014	X		FLATIRON WEST INC	44,312,578.27	A C DIKE CO C G O CONSTRUCTION JC SUPPLY & TRIUMPH GEO-SYNTHETICS, PRE-CON PRODUCTS LTD. INTEGRITY REBAR PLACERS MORALES CONTRACTING GASPAR TRUCKING	40,840.50 348,600.00 310,612.99 20,698.69 110,678.03 1,591,208.87 71,725.00 1,303,680.00	C B C C H H H H	F F F F 7 7 7 4
									DBE: 11%	8.6%		\$3,798,044.08
12-0M7104	6/5/2014	12-Ora-241-17.3/25.0 PM	Cold Plane & Overlay W/rubberized Hma(open Grade) And Hma(open Grade)	5/15/2014	X		ALL AMERICAN ASPHALT	3,995,626.00	LMS TRANSPORT MANERI TRAFFIC CONTROL GLOBAL ROAD SEALING,	620,229.15 119,523.70 51,400.00	AP H AP	F 5 3
									DBE: 7%	19.8%		\$791,152.85
								Average DBE	9.0%	14.2%		
								Average DVBE				
							Total for District 12	\$48,308,204.27		11		\$4,589,196.93
								Average DBE	8.4%	10.1%		
								Average DVBE	3.8%	9.8%		
							Total for State	\$209,368,482.51		134		\$17,106,712.33

AVERAGE DAYS TO AWARD / NUMBER of CONTRACTS AWARDED

June 2014

(PER MONTH AND FISCAL YEAR)

	2006/07		2007/08		2008/09		2009/10		2010/11		2011/12		2012/13		2013/14	
	Average Days	Contracts Awarded	Average Days	Contracts Awarded	Average Days	Contracts Awarded	Average Days	Contracts Awarded	Average Days	Contracts Awarded	Average Days	Contracts Awarded	Average Days	Contracts Awarded	Average Days	Contracts Awarded
July	14.70	23	14.32	25	13.86	21	24.59	46	42.00	15	35.06	16	22.6	20	36.8	10
August	14.51	51	20.74	53	15.79	33	20.24	34	53.27	11	51.62	27	31.8	19	33.1	15
September	13.75	69	17.04	50	18.02	45	21.17	23	39.70	10	33.80	15	26.6	14	34.8	11
October	15.63	43	11.17	30	19.97	34	24.10	30	102.70	37	39.68	22	43.1	33	44.8	36
November	17.00	43	18.25	32	14.74	23	24.59	27	60.74	38	35.68	25	45.8	36	39.8	22
December	12.18	39	16.44	39	16.29	42	29.79	28	62.40	70	43.03	38	43.7	44	46.1	20
January	12.69	29	18.57	30	19.40	30	28.19	32	54.18	61	46.06	31	38.1	18	45.4	13
February	29.09	35	14.41	41	18.56	63	28.05	40	59.33	39	37.24	33	42.7	26	43.42	24
March	16.93	40	13.85	54	17.71	69	22.85	61	30.78	51	39.48	56	44.1	42	34	31
April	14.92	68	16.78	107	22.84	82	29.17	77	33.86	74	25.22	77	32.5	50	32.78	60
May	12.21	97	16.75	134	17.15	82	27.76	94	31.82	105	26.25	83	31.1	62	26.89	64
June	18.25	91	19.48	80	21.30	113	34.88	120	34.35	106	33.78	83	39	73	33.54	54
FY Average	15.99	628	16.48	675	17.97	637	26.28	612	50.43	617	37.24	506	36.76	437	37.62	360