

State of California
Department of Transportation
Division of Engineering Services



Award Tracker Report

AUGUST 2014



AUGUST 2014

<u>Total No Contracts</u>	<u>Total Payment</u>	<u>Total State Payment</u>	<u>Total Federal Payment</u>	<u>Total DVBE Goals</u>	<u>Total DBE Goals</u>	<u>Total Overall Goals</u>
20	\$145,073,120.28	\$11,038,601.21	\$134,034,519.07	\$197,678.31	\$13,345,974.56	\$13,543,652.86
				1.8%	10.0%	9.3%
<u>State Contracts</u>	<u>Federal Contracts</u>			<u>Total DVBE Cert</u>	<u>Total DBE Cert</u>	<u>Total Overall Cert</u>
6	14			\$773,488.90	\$19,347,438.64	\$20,120,927.54
				7.0%	14.4%	13.9%

<u>GOALS</u>	<u>NO. OF CONTRACTS</u>	<u>CONTRACT PERCENTAGE</u>	<u>BID AMOUNT</u>	<u>DOLLAR PERCENT</u>
No Goals	1	5.00	5,538,158.55	3.82
<10%	11	55.00	36,276,106.56	25.01
=10%	4	20.00	80,971,541.50	55.81
>10%	4	20.00	22,287,313.67	15.36
Total	<u>20</u>	<u>100.0%</u>	<u>\$145,073,120.28</u>	<u>100.0%</u>

GOAL RESULTS AT AWARD

No Goals	1	5.00	5,538,158.55	3.82
Good Faith Effort	0	0.00	0.00	0.00
Goals Met	0	0.00	0.00	0.00
Goals Exceeded	19	95.00	139,534,961.73	96.18
Total	<u>20</u>	<u>100.0%</u>	<u>\$145,073,120.28</u>	<u>100.0%</u>

GOOD FAITH DENIALS

State Projects	0.0	0.0%
Federal Projects	2.0	14.3%

DBE/DVBE TOTALS
State Fiscal Year 2014-15
July 1, 2014 - August 31, 2014

<u>Total No Contracts</u>	<u>Total Payment</u>	<u>Total State Payment</u>	<u>Total Federal Payment</u>	<u>Total DVBE Goals</u>	<u>Total DBE Goals</u>
37	\$259,305,409.22	\$26,827,141.21	\$232,478,268.01	\$257,007.67	\$22,532,012.91
				1.0%	9.7%
<u>State Contracts</u>	<u>Federal Contracts</u>			<u>Total DVBE Cert</u>	<u>Total DBE Cert</u>
9	28			\$1,353,467.67	\$29,294,214.64
				5.0%	12.6%

<u>GOALS</u>	<u>NO. OF CONTRACTS</u>	<u>CONTRACT PERCENTAGE</u>	<u>BID AMOUNT</u>	<u>DOLLAR PERCENT</u>
No Goals	2	5.41	19,772,216.55	7.63
<10%	21	56.76	100,131,450.50	38.62
=10%	7	18.92	93,732,532.50	36.15
>10%	7	18.92	45,669,209.67	17.61
Total	37	100.0%	\$259,305,409.22	100.0%

GOAL RESULTS AT AWARD

No Goals	2	5.41	19,772,216.55	7.63
Good Faith Effort	2	5.41	7,295,628.00	2.81
Goals Met	1	2.70	919,737.00	0.35
Goals Exceeded	32	86.49	231,317,827.67	89.21
Total	37	100.0 %	\$259,305,409.22	100.0 %

GOOD FAITH DENIALS

State Projects	0.0	0.0%
Federal Projects	2.0	7.1%

STATE FUNDED PROJECTS
State Fiscal Year 2014-15
July 1, 2014 - August 31, 2014

<u>Total No Contracts</u>	<u>Total Payment</u>	<u>Total State Payment</u>	<u>Total DVBE Goals</u>	<u>Total Overall Goals</u>
9	\$26,827,141.21	\$26,827,141.21	\$257,007.67	\$257,007.67
			1.0%	1.0%
			<u>Total DVBE Cert</u>	<u>Total Overall Cert</u>
			\$1,353,467.67	\$1,353,467.67
			5.0%	5.0%

GOALS	NO. OF CONTRACTS	CONTRACT PERCENTAGE	BID AMOUNT	DOLLAR PERCENT
No Goals	2	22.22	19,772,216.55	73.70
<10%	7	77.78	7,054,924.66	26.30
=10%	0	0.00	0.00	0.00
>10%	0	0.00	0.00	0.00
Total	9	100.0%	\$26,827,141.21	100.0%

GOAL RESULTS AT AWARD				
No Goals	2	22.22	19,772,216.55	73.70
Good Faith Effort	0	0.00	0.00	0.00
Goals Met	1	11.11	919,737.00	3.43
Goals Exceeded	6	66.67	6,135,187.66	22.87
Total	9	100.0 %	\$26,827,141.21	100.0 %

GOOD FAITH DENIALS				
State Projects	0.0	0.0 %		

**FEDERAL FUNDED PROJECTS
FEDERAL FISCAL YEAR 2013-14
October 1, 2013 - August 31, 2014**

<u>Total No Contracts</u>	<u>Total Federal Payment</u>	<u>Total DBE Goals</u>	<u>Total Overall Goals</u>
205	\$1,319,910,270.90	\$112,274,989.81	\$112,274,989.81
		8.5%	8.5%
		<u>Total DBE Cert</u>	<u>Total Overall Cert</u>
		\$139,992,467.73	\$139,992,467.73
		10.6%	10.6%

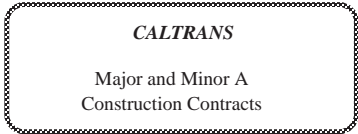
GOALS	NO. OF CONTRACTS	CONTRACT PERCENTAGE	BID AMOUNT	DOLLAR PERCENT
No Goals	1	0.49	4,128,795.80	0.31
<10%	127	61.95	902,996,425.53	68.41
=10%	29	14.15	193,916,102.29	14.69
>10%	48	23.41	218,868,947.28	16.58
Total	205	100.0 %	\$1,319,910,270.90	100.0 %

GOAL RESULTS AT AWARD

No Goals	1	0.49	4,128,795.80	0.31
Good Faith Effort	21	10.24	112,647,105.62	8.53
Goals Met	7	3.41	14,579,563.10	1.10
Goals Exceeded	176	85.85	1,188,554,806.38	90.05
Total	205	100.0 %	\$1,319,910,270.90	100.0 %

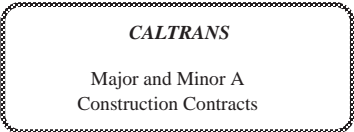
GOOD FAITH DENIALS

Federal Projects	10.0	4.9 %
------------------	------	-------



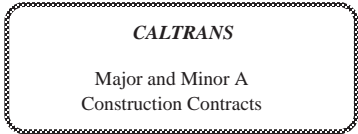
DISTRICT 01
AWARD TRACKER by District — AUGUST 2014

Contract Number	Award Date	Dist/Co/Rte/PM	Description of Work	Bid Open Date	Fed Aid	Bond	Contractor	Awarded Amt \$	Subcont UDBE/DVBE Goal Cert	Subcontract Amt (\$ Cert)	Ethnic Group	Const Type	
01-0B0004	8/20/2014	01-Lak-20-13.5/31.4	Replace Hot Mix Asphalt, Apply Gap Graded Rubberized Hot Mix Asphalt.	7/30/2014	X		O.C. JONES & SONS, INC.	16,752,199.00	A C DIKE CO ESWPPP CONSULTANTS AUSTIN ENTERPRISES FRANK MEDINA GENERAL K & K CONSTRUCTION TRIUMPH GEO-SYNTHETICS. TULLY CONSULTING GROUP A B S L CONSTRUCTION DRAGON MATERIAL	7,920.00 1,190.00 209,820.00 53,612.00 2,565.11 86,202.64 14,650.00 346,000.00 1,644,000.00	C AS H H C C H H H	F F F F F F F F F	1 7 2 7 6 5 7 2 7
									DBE: 7%	14.1%	\$2,365,959.75		
01-0E4804	8/11/2014	01-Men-128 -23.3/R26.8	Replace Ac Surfacing, Hma Overlay, And Place Rumblestrips.	8/7/2014			GRANITE CONSTRUCTION COMPANY	1,508,661.50	WELLS SWEEPING ROLL N ROCK SLS CONSTRUCTION	9,570.00 45,840.00 425.00	DV DV DV	7 5 7	
									DVBE: 3%	3.7%	\$55,835.00		
									Average DBE	7.0%	14.1%		
									Average DVB	3.0%	3.7%		
Total for District 01								\$18,260,860.50	12	\$2,421,794.75			



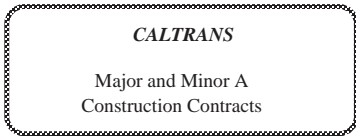
DISTRICT 03
AWARD TRACKER by District — AUGUST 2014

Contract Number	Award Date	Dist/Co/Rte/PM	Description of Work	Bid Open Date	Fed Aid	Bond	Contractor	Awarded Amt \$	Subcont UDBE/DVBE Goal Cert	Subcontract Amt (\$ Cert)	Ethnic Group	Const Type
03-2F0004	8/11/2014	03-But,Col,Gle,Sut, Yol,Yub-16, 32, 45, 70, 113, 162-VAR	Reconstruct Guard Rail And End Treatments	7/23/2014	X		DIRT AND AGGREGATE INTERCHANGE, INC.	6,792,222.00	APPIAN UDBE SWPPPS DIRT & AGGREGATE	4,200.00 2,070,750.00	B F AP	7 7
									DBE: 11% 30.5%	\$2,074,950.00		
								Average DBE	11.0% 30.5%			
								Average DVBE				
							Total for District 03	\$6,792,222.00		2		\$2,074,950.00



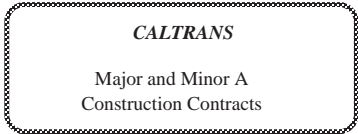
DISTRICT 04
AWARD TRACKER by District — AUGUST 2014

Contract Number	Award Date	Dist/Co/Rte/PM	Description of Work	Bid Open Date	Fed Aid	Bond	Contractor	Awarded Amt \$	Subcont UDBe/DVBE Goal Cert	Subcontract Amt (\$ Cert)	Ethnic Group	Const Type
04-0G7504	8/26/2014	04-Sol-113-R21.8	Construct Thrie Beam Barrier.	7/29/2014	X		APEX FENCE CO INC	253,358.00	A C DIKE CO VINTAGE PAVING NITTA, INC.	13,802.00 76,936.00 4,404.80	C H AP	F F 6
									DBE: 10%	37.6%		\$95,142.80
04-152724	8/12/2014	04-CC-4/242-R8.0/25.2 & 0.0/3.4	Install Ramp Metering & Tos Elecmnts.	7/8/2014	X		BAY CITIES PAVING & GRADING INC	10,704,002.36	A C DIKE CO TULLY CONSULTING GROUP DBA LOGISTICAL OLIVEIRA FENCE, INC. K R C SAFETY CO. INC. CJC TRUCKING COMPANY ECONOMY TRUCKING	14,640.00 62,075.00 472,350.48 51,345.00 243,860.00 118,512.00 573,124.00	C H H C NA B B	F F F F 5 1 4
									DBE: 14%	14.3%		\$1,535,906.48
04-294944	8/6/2014	04-Ala,CC-24-5.3/6.2 0.0/1.3	Replacement Highway Planting And Irrigation.	7/8/2014			MARINA LANDSCAPE INC	2,358,529.90	HUGHES TREE SERVICE INC	133,500.00	DV	6
									DVBE: 3%	5.7%		\$133,500.00
04-4a8304	8/22/2014	04-Ala-13-5.3/5.6	Drainage And Shoulder Paving.	7/29/2014			GORDON N BALL INC	431,288.00	DVBE TRUCKING & TEAM EES KEEGAN ENGINEERING	115,038.00 5,807.90 2,750.00	DV DV DV	4 6 7
									DVBE: 5%	28.7%		\$123,595.90
								Average DBE	12.0%	26.0%		
								Average DVBE	4.0%	17.2%		
							Total for District 04	\$13,747,178.26		14		\$1,888,145.18



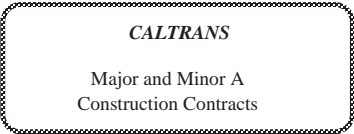
DISTRICT 06
AWARD TRACKER by District — AUGUST 2014

Contract Number	Award Date	Dist/Co/Rte/PM	Description of Work	Bid Open Date	Fed Aid	Bond	Contractor	Awarded Amt \$	Subcont UDBE/DVBE		Subcontract Amt (\$ Cert)	Ethnic Group	Const Type	
									Goal	Cert				
06-0P8404	08/04/201	06-Ker-223 -4.8/R17.2	Widen Outside Shoulder And Construct Rumble Strip.	7/9/2014	X		GRANITE CONSTRUCTION COMPANY	3,451,485.00						
									J & M LAND RESTORATION,		233,437.40	C	F	6
									CALIFORNIA		87,500.00	AP		5
									PSF TRUCKING INC		160,512.00	C	F	4
									FLASH TRAFFIC, INC		7,300.00	H	F	7
K R C SAFETY CO. INC.		3,850.00	NA		7									
A C DIKE CO		8,140.00	C	F	2									
								DBE: 14%	14.5%	\$500,739.40				
								Average DBE	14.0%	14.5%				
								Average DVBE						
								Total for District 06			\$3,451,485.00		6	\$500,739.40



DISTRICT 08
AWARD TRACKER by District — AUGUST 2014

Contract Number	Award Date	Dist/Co/Rte/PM	Description of Work	Bid Open Date	Fed Aid	Bond	Contractor	Awarded Amt \$	Subcont UDBE/DVBE Goal	Cert	Subcontract Amt (\$ Cert)	Ethnic Group	Const Type
08-0j9304	8/25/2014	08-SBd-15-147.6	Bridge Rehabilitation	7/17/2014	X		AUTOBAHN CONSTRUCTION INC	544,031.00	BLANCO CONSTRUCTION		88,827.00	H	3
									DBE: 8%	16.3%	\$88,827.00		
								Average DBE	8.0%	16.3%			
								Average DVBE					
							Total for District 08	\$544,031.00		1	\$88,827.00		



DISTRICT 09
AWARD TRACKER by District — AUGUST 2014

Contract Number	Award Date	Dist/Co/Rte/PM	Description of Work	Bid Open Date	Fed Aid	Bond	Contractor	Awarded Amt \$	Subcont UDBE/DVBE		Subcontract Amt (\$ Cert)	Ethnic Group	Const Type	
									Goal	Cert				
09-346504	8/6/2014	09-Mno-266-2.1/2.7	Construct Roadway Realignment.	7/16/2014	X		QUALCON CONTRACTORS INC.	975,869.00	FORCE TRAFFIC CONTROL,		55,120.00	C	F	5
									K R C SAFETY CO. INC.		8,210.50	NA	F	7
									J & M LAND RESTORATION		23,890.00	C	F	6
								DBE: 7%	8.9%	\$87,220.50				
								Average DBE	7.0%	8.9%				
								Average DVBE						
							Total for District 09	\$975,869.00		3	\$87,220.50			

CALTRANS
Major and Minor A
Construction Contracts

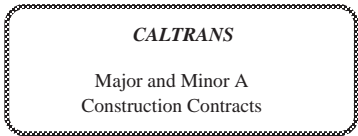
DISTRICT 10
AWARD TRACKER by District — AUGUST 2014

Contract Number	Award Date	Dist/Co/Rte/PM	Description of Work	Bid Open Date	Fed Aid	Bond	Contractor	Awarded Amt \$	Subcont UDBE/DVBE Goal Cert	Subcontract Amt (\$ Cert)	Ethnic Group	Const Type
10-0k0214	8/20/2014	10-Mer-99-15.8/17.3	Highway Planting And Irrigation.	7/23/2014			WABO LANDSCAPE & CONSTRUCTION, INC.	619,420.50	SAM'S EQUIPMENT & USC SUPPLY	20,393.00 14,538.00	DV DV	7 7
									DVBE: 5% 5.6%	\$34,931.00		
10-0V6804	08/05/201	10-Sta-120-6.1/11.3	Repair Failed Areas And Apply Rubberized Hma.	6/4/2014	X		GEORGE REED, INC.	3,371,209.00	APPIAN UDBE SWPPPS VINTAGE PAVING K R C SAFETY CO. INC. ALL CITY TRUCKING	2,600.00 14,000.00 13,600.00 3,880.00	B F H NA AS	7 2 5 7
									DBE: 10% 1.0%	\$34,080.00		
10-0W6904	8/15/2014	10-SJ-4, 5, 99, 205-Var	Bridge Rehabilitation	7/23/2014	X		TRUESDELL CORPORATION OF CALIFORNIA, INC.	2,133,133.00	K R C SAFETY CO. INC. K R C SAFETY CO. INC. VINTAGE PAVING A B S L CONSTRUCTION VINTAGE PAVING VINTAGE PAVING	11,800.00 121,710.00 15,840.00 19,520.00 52,000.00 40.00	NA NA H H H H	5 5 2 3 2 2
									DBE: 10% 10.4%	\$220,910.00		
10-0Y6904	08/05/201	10-SJ-5,99-var	Construct High Friction Surface Treatment.	7/16/2014	X		AMERICAN CIVIL CONSTRUCTORS WEST COAST, INC.	409,900.00	APPIAN UDBE SWPPPS VINTAGE PAVING K R C SAFETY CO. INC. ALL CITY TRUCKING	2,600.00 14,000.00 13,600.00 3,880.00	B F H NA AS	7 2 5 7
									DBE: 8% 8.3%	\$34,080.00		
								Average DBE	9.3% 6.6%			
								Average DVBE	5.0% 5.6%			
							Total for District 10	\$6,533,662.50	16	\$324,001.00		

CALTRANS
Major and Minor A
Construction Contracts

DISTRICT 11
AWARD TRACKER by District — AUGUST 2014

Contract Number	Award Date	Dist/Co/Rte/PM	Description of Work	Bid Open Date	Fed Aid	Bond	Contractor	Awarded Amt \$	Subcont UDBE/DVBE Goal Cert	Subcontract Amt (\$ Cert)	Ethnic Group	Const Type
11-257154	08/04/201	11-SD-15,76-R46.2/R46.8, R12.1/R17.7	Construct 4 Lane Highway.	6/19/2014	X		AMES CONSTRUCTION INC	75,213,841.50	INTEGRITY REBAR PLACERS EDISON CONSTRUCTION, ROCK STRUCTURES	2,396,816.00 3,075,000.00 2,710,380.00	H NA H	F 7 7
									DBE: 10%	10.9%		\$8,182,196.00
11-2T1784	08/05/201	11-SD-5-R35.8/R38.5	Planting, Irrigation And Rock Blanket Work.	7/10/2014			WESTERN RIM CONSTRUCTORS, INC.	582,542.76	E-NOR INNOVATIONS INC GLOBAL ENVIRONMENTAL	22,200.00 8,735.00	DV DV	5 7
									DVBE: 5%	5.3%		\$30,935.00
11-2t2504	8/11/2014	11-SD-805-9.5/10.3	Widen Freeway With Jpcp, Construct Barrier, Modify Electrical Systems.	7/24/2014			HAZARD CONSTRUCTION COMPANY	5,538,158.55	TRAFFIC DEVELOPMENT	394,692.00	DV	7
									7.1%			\$394,692.00
11-406604	8/25/2014	11-SD-76-R4.2/R7.6	Install Barrier, Turn Pockets, Guardrail And End Treatments.	7/31/2014	X		HAZARD CONSTRUCTION COMPANY	7,334,592.50	LED SERVICES INC A C DIKE CO TERRA WEST, INC PAYCO SPECIALTIES, PRE-CON PRODUCTS LTD. G & C EQUIPMENT CORP. LMS TRANSPORT	195,898.31 4,248.00 2,100.00 122,212.20 70,382.20 79,704.00 131,031.00	H C H C H B AP	F 2 7 F 5 7 4
									DBE: 8%	8.3%		\$605,575.71
11-408504	08/04/201	11-SD-125-9.7/12.1	Install Median Barrier Type Stbb.	5/29/2014	X		WESTERN RIM CONSTRUCTORS INC	1,339,604.31	IN-LINE FENCE & RAILING K R C SAFETY CO. INC.	661,700.00 5,900.00	H NA	7 5
									DBE: 14%	49.8%		\$667,600.00
								Average DBE	10.7%	23.0%		
								Average DVBE	2.5%	6.2%		
							Total for District 11	\$90,008,739.62		15		\$9,880,998.71



DISTRICT 12
AWARD TRACKER by District — AUGUST 2014

Contract Number	Award Date	Dist/Co/Rte/PM	Description of Work	Bid Open Date	Fed Aid	Bond	Contractor	Awarded Amt \$	Subcont UDBE/DVBE Goal Cert	Subcontract Amt (\$ Cert)	Ethnic Group	Const Type
12-0j61u4	8/12/2014	12-Ora-5, 405 -19.2/22.2, 0.0/1.2	Highway Planting, Erosion Control, Electric Service (irrigation)	7/17/2014	X		ACCU CONSTRUCTION INC	4,759,072.40	ACCU CONSTRUCTION	2,854,251.00	AP	6
									DBE: 9%	60.0%		
								Average DBE	9.0%	60.0%		
								Average DVBE				
							Total for District 12	\$4,759,072.40	1	\$2,854,251.00		
								Average DBE	10.0%	20.4%		
								Average DVBE	3.5%	9.3%		
							Total for State	\$145,073,120.28	70	\$20,120,927.54		

AVERAGE DAYS TO AWARD / NUMBER of CONTRACTS AWARDED

August 2014

(PER MONTH AND FISCAL YEAR)

	2007/08		2008/09		2009/10		2010/11		2011/12		2012/13		2013/14		2014/15	
	Average Days	Contracts Awarded	Average Days	Contracts Awarded	Average Days	Contracts Awarded	Average Days	Contracts Awarded	Average Days	Contracts Awarded	Average Days	Contracts Awarded	Average Days	Contracts Awarded	Average Days	Contracts Awarded
July	14.32	25	13.86	21	24.59	46	42.00	15	35.06	16	22.6	20	36.8	10	26.12	17
August	20.74	53	15.79	33	20.24	34	53.27	11	51.62	27	31.8	19	33.1	15	29.35	20
September	17.04	50	18.02	45	21.17	23	39.70	10	33.80	15	26.6	14	34.8	11		
October	11.17	30	19.97	34	24.10	30	102.70	37	39.68	22	43.1	33	44.8	36		
November	18.25	32	14.74	23	24.59	27	60.74	38	35.68	25	45.8	36	39.8	22		
December	16.44	39	16.29	42	29.79	28	62.40	70	43.03	38	43.7	44	46.1	20		
January	18.57	30	19.40	30	28.19	32	54.18	61	46.06	31	38.1	18	45.4	13		
February	14.41	41	18.56	63	28.05	40	59.33	39	37.24	33	42.7	26	43.42	24		
March	13.85	54	17.71	69	22.85	61	30.78	51	39.48	56	44.1	42	34	31		
April	16.78	107	22.84	82	29.17	77	33.86	74	25.22	77	32.5	50	32.78	60		
May	16.75	134	17.15	82	27.76	94	31.82	105	26.25	83	31.1	62	26.89	64		
June	19.48	80	21.30	113	34.88	120	34.35	106	33.78	83	39	73	33.54	54		
FY Average	16.48	675	17.97	637	26.28	612	50.43	617	37.24	506	36.76	437	37.62	360	27.73	37