

State of California
Department of Transportation
Division of Engineering Services



Award Tracker Report

SEPTEMBER 2014



SEPTEMBER 2014

<u>Total No Contracts</u>	<u>Total Payment</u>	<u>Total State Payment</u>	<u>Total Federal Payment</u>	<u>Total DVBE Goals</u>	<u>Total DBE Goals</u>	<u>Total Overall Goals</u>
24	\$140,149,512.16	\$1,126,549.80	\$139,022,962.36	\$56,327.49	\$11,496,841.49	\$11,553,168.98
				5.0%	8.3%	8.2%
<u>State Contracts</u>	<u>Federal Contracts</u>			<u>Total DVBE Cert</u>	<u>Total DBE Cert</u>	<u>Total Overall Cert</u>
3	21			\$88,470.00	\$15,808,468.50	\$15,896,938.50
				7.9%	11.4%	11.3%

<u>GOALS</u>	<u>NO. OF CONTRACTS</u>	<u>CONTRACT PERCENTAGE</u>	<u>BID AMOUNT</u>	<u>DOLLAR PERCENT</u>
No Goals	0	0.00	0.00	0.00
<10%	16	66.67	118,220,668.71	84.35
=10%	1	4.17	525,800.20	0.38
>10%	7	29.17	21,403,043.25	15.27
Total	<u>24</u>	<u>100.0%</u>	<u>\$140,149,512.16</u>	<u>100.0%</u>

GOAL RESULTS AT AWARD

No Goals	0	0.00	0.00	0.00
Good Faith Effort	0	0.00	0.00	0.00
Goals Met	1	4.17	1,219,972.20	0.87
Goals Exceeded	23	95.83	138,929,539.96	99.13
Total	<u>24</u>	<u>100.0%</u>	<u>\$140,149,512.16</u>	<u>100.0%</u>

GOOD FAITH DENIALS

State Projects	0.0	0.0%
Federal Projects	0.0	0.0%

DBE/DVBE TOTALS
State Fiscal Year 2014-15
July 1, 2014 -September 30, 2014

<u>Total No Contracts</u>	<u>Total Payment</u>	<u>Total State Payment</u>	<u>Total Federal Payment</u>	<u>Total DVBE Goals</u>	<u>Total DBE Goals</u>
61	\$399,454,921.38	\$27,953,691.01	\$371,501,230.37	\$313,335.16	\$34,028,854.40
				1.1%	9.2%
<u>State Contracts</u>	<u>Federal Contracts</u>			<u>Total DVBE Cert</u>	<u>Total DBE Cert</u>
12	49			\$1,441,937.67	\$45,102,683.14
				5.2%	12.1%

<u>GOALS</u>	<u>NO. OF CONTRACTS</u>	<u>CONTRACT PERCENTAGE</u>	<u>BID AMOUNT</u>	<u>DOLLAR PERCENT</u>
No Goals	2	3.28	19,772,216.55	4.95
<10%	37	60.66	218,352,119.21	54.66
=10%	8	13.11	94,258,332.70	23.60
>10%	14	22.95	67,072,252.92	16.79
Total	61	100.0%	\$399,454,921.38	100.0%

GOAL RESULTS AT AWARD				
No Goals	2	3.28	19,772,216.55	4.95
Good Faith Effort	2	3.28	7,295,628.00	1.83
Goals Met	2	3.28	2,139,709.20	0.54
Goals Exceeded	55	90.16	370,247,367.63	92.69
Total	61	100.0 %	\$399,454,921.38	100.0 %

GOOD FAITH DENIALS		
State Projects	0.0	0.0%
Federal Projects	2.0	4.1%

STATE FUNDED PROJECTS
State Fiscal Year 2014-15
July 1, 2014 -September 30, 2014

<u>Total No Contracts</u>	<u>Total Payment</u>	<u>Total State Payment</u>	<u>Total DVBE Goals</u>	<u>Total Overall Goals</u>
12	\$27,953,691.01	\$27,953,691.01	\$313,335.16	\$313,335.16
			1.1%	1.1%
			<u>Total DVBE Cert</u>	<u>Total Overall Cert</u>
			\$1,441,937.67	\$1,441,937.67
			5.2%	5.2%

GOALS	NO. OF CONTRACTS	CONTRACT PERCENTAGE	BID AMOUNT	DOLLAR PERCENT
No Goals	2	16.67	19,772,216.55	70.73
<10%	10	83.33	8,181,474.46	29.27
=10%	0	0.00	0.00	0.00
>10%	0	0.00	0.00	0.00
Total	12	100.0%	\$27,953,691.01	100.0%

GOAL RESULTS AT AWARD				
No Goals	2	16.67	19,772,216.55	70.73
Good Faith Effort	0	0.00	0.00	0.00
Goals Met	1	8.33	919,737.00	3.29
Goals Exceeded	9	75.00	7,261,737.46	25.98
Total	12	100.0 %	\$27,953,691.01	100.0 %

GOOD FAITH DENIALS				
State Projects	0.0	0.0 %		

**FEDERAL FUNDED PROJECTS
FEDERAL FISCAL YEAR 2013-14
October 1, 2013 - September 30, 2014**

<u>Total No Contracts</u>	<u>Total Federal Payment</u>	<u>Total DBE Goals</u>	<u>Total Overall Goals</u>
226	\$1,458,933,233.26	\$123,771,831.30	\$123,771,831.30
		8.5%	8.5%
		<u>Total DBE Cert</u>	<u>Total Overall Cert</u>
		\$155,800,936.23	\$155,800,936.23
		10.7%	10.7%

GOALS	NO. OF CONTRACTS	CONTRACT PERCENTAGE	BID AMOUNT	DOLLAR PERCENT
No Goals	1	0.44	4,128,795.80	0.28
<10%	140	61.95	1,020,090,544.44	69.92
=10%	30	13.27	194,441,902.49	13.33
>10%	55	24.34	240,271,990.53	16.47
Total	226	100.0 %	\$1,458,933,233.26	100.0 %

GOAL RESULTS AT AWARD

No Goals	1	0.44	4,128,795.80	0.28
Good Faith Effort	21	9.29	112,647,105.62	7.72
Goals Met	8	3.54	15,799,535.30	1.08
Goals Exceeded	196	86.73	1,326,357,796.54	90.91
Total	226	100.0 %	\$1,458,933,233.26	100.0 %

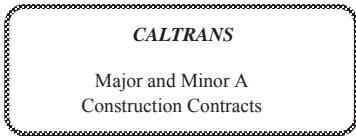
GOOD FAITH DENIALS

Federal Projects	10.0	4.4 %
------------------	------	-------

CALTRANS
Major and Minor A
Construction Contracts

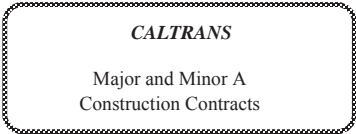
DISTRICT 01
AWARD TRACKER by District — SEPTEMBER 2014

Contract Number	Award Date	Dist/Co/Rte/PM	Description of Work	Bid Open Date	Fed Aid	Bond	Contractor	Awarded Amt \$	Subcont UDBE/DVBE Goal Cert	Subcontract Amt (\$ Cert)	Ethnic Group	Const Type
01-0E1804	09/29/201	01-Men-101 -58.9/61.8	Hma Overlay On Roadside Rest Area Parking Lots.	9/3/2014			GRANITE CONSTRUCTION COMPANY	225,915.00	TITAN DVBE, INC SAPPER WEST, INC WELLS SWEEPING CO	9,200.00 1,845.00 1,500.00	DV DV DV	5 7 2
									DVBE: 5%	5.6%		\$12,545.00
								Average DBE				
								Average DVBE	5.0%	5.6%		
							Total for District 01	\$225,915.00		3		\$12,545.00



DISTRICT 02
AWARD TRACKER by District — SEPTEMBER 2014

Contract Number	Award Date	Dist/Co/Rte/PM	Description of Work	Bid Open Date	Fed Aid	Bond	Contractor	Awarded Amt \$	Subcont UDBE/DVBE Goal Cert	Subcontract Amt (\$ Cert)	Ethnic Group	Const Type	
02-3E7904	9/24/2014	02-Tri-299-12.3/12.9	Construct Sidehill Viaducts, Place Hma, Install Barrier Railing	7/30/2014	X		J.F. SHEA CONSTRUCTION, INC.	4,947,910.00	S.T. RHOADES	133,790.40	NA	3	
									M & S ENVIRONMENTAL	182,811.72	H	6	
									T K BLACKBURN TRUCKING	115,720.00	B	4	
									DRAGON MATERIAL	127,237.00	H	F 7	
									A C DIKE CO	4,800.00	C	1	
APPIAN	5,700.00	B	F 7										
								DBE: 9%	11.5%	\$570,059.12			
02-4e8114	09/30/201	02-Plu,Sis,Tri-5, 3, 70-VAR	Hma, Aggregate Base, Electrical & Excavation	8/27/2014	X		TULLIS, INC.	1,790,072.00	M & S ENVIRONMENTAL	27,517.50	H	6	
									A C DIKE CO	4,050.00	C	F 2	
									NORTHERN INDUSTRIAL	485,490.00	C	F 7	
								DBE: 12%	28.9%	\$517,057.50			
								Average DBE	10.5%	20.2%			
								Average DVBE					
Total for District 02								\$6,737,982.00		9	\$1,087,116.62		



DISTRICT 03
AWARD TRACKER by District — SEPTEMBER 2014

Contract Number	Award Date	Dist/Co/Rte/PM	Description of Work	Bid Open Date	Fed Aid	Bond	Contractor	Awarded Amt \$	Subcont UDBE/DVBE Goal	Cert	Subcontract Amt (\$ Cert)	Ethnic Group	Const Type
03-1A8424	9/26/2014	03-ED-89-8.6/13.8	Storm Water Quality Improvements And Overlay	8/6/2014	X		QUALCON CONTRACTORS INC.	11,415,112.50	DON GARCIA EXCAVATING		1,170,520.00	H	1
									FORCE TRAFFIC CONTROL,		400,000.00	C F	5
									DBE: 12%	13.8%	\$1,570,520.00		
									Average DBE	12.0%			
									Average DVBE				
							Total for District 03	\$11,415,112.50		2	\$1,570,520.00		

CALTRANS

Major and Minor A
Construction Contracts

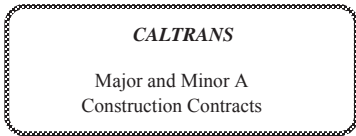
DISTRICT 04
AWARD TRACKER by District — SEPTEMBER 2014

Contract Number	Award Date	Dist/Co/Rte/PM	Description of Work	Bid Open Date	Fed Aid	Bond	Contractor	Awarded Amt \$	Subcont UDBe/DVBE Goal Cert	Subcontract Amt (\$ Cert)	Ethnic Group	Const Type
04-0g7104	9/26/2014	04-SM-280-R21.3	Seismic Retrofit.	9/3/2014	X		BUGLER CONSTRUCTION	1,413,306.00	KUSTUM STEEL ALFRED CIVIL AUSTIN ENTERPRISES B A RETRO INC ALL AMERICAN RENTALS CIRIMELE ELECTRIC WORKS	14,763.60 6,750.00 29,373.00 40,480.00 27,480.00 25,000.00	H B H C H C	F 7 F F F F
									DBE: 11%	11.9%	\$143,846.60	
04-1A5514	9/12/2014	04-SF-101/280 -1.5/1.8,R4.1/R4.4	Replace Barrier Railings	6/10/2014	X		C C MYERS INC	9,580,383.00	TULLY CONSULTING GROUP LOGISTICAL ENTERPRISES K R C SAFETY CO. INC. KUSTUM STEEL DILLARD ENVIRONMENTAL RUPERT CONSTRUCTION LOGISTICAL ENTERPRISES	650.00 48,283.94 298,000.00 26,129.00 177,796.00 100,353.78 125,299.22	H H NA H C C H	F F 5 7 F F F
									DBE: 8%	8.1%	\$776,511.94	
04-1SS054	9/19/2014	04-Ala-580-32.5	Construct Soldier Pile Retaining Wall.	8/19/2014	X		GRANITE CONSTRUCTION COMPANY	2,305,021.25	PC & N CONSTRUCTION INC JJ NGUYEN, INC. RUPERT CONSTRUCTION SCHOTKA CONSTRUCTION	24,167.00 58,475.00 287,458.37 3,936.00	C AP C C	F 6 F F
									DBE: 11%	16.2%	\$374,036.37	
04-1SS464	9/23/2014	04-CC-680-R17.7/R17.9	Compaction Grouting And Pcc Pavement Replacement.	8/27/2014			FBD VANGUARD CONSTRUCTION	604,599.80	CAL VET CONSTRUCTION	33,925.00	DV	5
									DVBE: 5%	5.6%	\$33,925.00	
04-4A8104	9/12/2014	04-Ala-880-R32.8/R34.0	Storm Water Mitigation.	8/5/2014	X		GALLAGHER & BURK INC	1,549,430.00	R M T LANDSCAPE A C DIKE CO	380,824.00 17,425.00	H C	F 2
									DBE: 11%	25.7%	\$398,249.00	
04-4a8204	9/19/2014	04-Ala-80-6.2/6.4	Storm Water Mitigation	7/22/2014			GORDON N BALL INC	296,035.00	DVBE TRUCKING	42,000.00	DV	4
									DVBE: 5%	14.2%	\$42,000.00	

CALTRANS
Major and Minor A
Construction Contracts

DISTRICT 04
AWARD TRACKER by District — SEPTEMBER 2014

Contract Number	Award Date	Dist/Co/Rte/PM	Description of Work	Bid Open Date	Fed Aid	Bond	Contractor	Awarded Amt \$	Subcont UDBE/DVBE Goal	Cert	Subcontract Amt (\$ Cert)	Ethnic Group	Const Type
								Average DBE	10.3%	15.5%			
								Average DVBE	5.0%	9.9%			
							Total for District 04	\$15,748,775.05		21	\$1,768,568.91		



DISTRICT 05
AWARD TRACKER by District — SEPTEMBER 2014

Contract Number	Award Date	Dist/Co/Rte/PM	Description of Work	Bid Open Date	Fed Aid	Bond	Contractor	Awarded Amt \$	Subcont UDBE/DVBE Goal Cert	Subcontract Amt (\$ Cert)	Ethnic Group	Const Type	
05-0O5904	09/30/201	05-SCr-9-3.8/18.7	Install Retaining Wall And Viaduct, And Modify Drainage System	8/27/2014	X		GRANITE ROCK COMPANY	1,999,850.00	K R C SAFETY CO. INC.	56,020.00	NA	5	
									FLASH TRAFFIC. INC.	17,500.00	H	F	5
									FRANK MEDINA GENERAL	6,410.00	H		7
									FLINTSTONE TRANSPORT	40,269.00	C	F	4
									A C DIKE CO	3,962.00	C	F	2
									RUPERT CONSTRUCTION	63,937.00	C	F	7
									AUSTIN ENTERPRISES	2,036.00	H	F	7
									SUPER SEAL & STRIPE. INC	8,300.00	C	F	7
									DBE: 9%	9.9%			
										\$198,434.00			
05-0T7604	9/2/2014	05-Mon-1-R77.6	Aquajito On-ramp Overlay	8/13/2014	X		GRANITE CONSTRUCTION COMPANY	433,238.00	A B S L CONSTRUCTION	8,800.00	H	2	
									APIAN UDBE SWPPPS	2,650.00	B	F	7
									FLINTSTONE TRANSPORT	10,890.00	C	F	7
									PC&N CONSTRUCTION. INC	16,280.00	C	F	7
									DRAGON MATERIAL	34,860.00	H	F	7
									DBE: 11%	17.0%			
	\$73,480.00												
05-1A7304	9/15/2014	05-Mon-101-49.8/55.3	Cold Plane Roadway, Overlay With Hma And Grind Concrete Pavement.	8/27/2014	X		PAPICH CONSTRUCTION CO INC	4,697,000.00	A B S L CONSTRUCTION	274,800.00	H	2	
									DRAGON MATERIAL	74,973.00	H	F	7
									DBE: 7%	7.4%			
	\$349,773.00												
05-1c3304	9/08/2014	05-Mon-101-57.1/60.8	Construct High Tension Cable Median Barrier And Install Rumble Strip.	7/9/2014	X		GRANITEROCK COMPANY	2,085,568.00	K R C SAFETY CO. INC.	141,055.00	NA	5	
									FLINTSTONE TRANSPORT	48,224.00	C	F	4
									A C DIKE CO	18,260.00	C	F	2
									DBE: 9%	10.0%			
	\$207,539.00												
								Average DBE	9.0%	11.1%			
								Average DVBE					
Total for District 05								\$9,215,656.00	18	\$829,226.00			

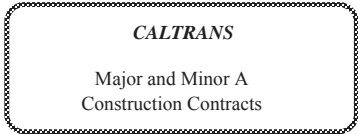
CALTRANS

Major and Minor A
Construction Contracts

DISTRICT 07

AWARD TRACKER by District — SEPTEMBER 2014

Contract Number	Award Date	Dist/Co/Rte/PM	Description of Work	Bid Open Date	Fed Aid	Bond	Contractor	Awarded Amt \$	Subcont UDBE/DVBE Goal Cert	Subcontract Amt (\$ Cert)	Ethnic Group	Const Type	
07-295504	9/15/2014	07-LA-101-1.8/8.4	Replace Pcc Pavement And Cold Plane And Overlay.	8/14/2014	X		OHL USA, INC.	19,262,649.40	R J LALONDE INC GLOBAL ROAD SEALING, DIVERSIFIED LANDSCAPE G & F CONCRETE CUTTING, LMS TRANSPORT K R C SAFETY CO. INC. FULL TRAFFIC	100,000.00 169,000.00 431,987.25 648,000.00 367,722.00 46,582.50 311,030.00	C AP C H AP NA H	F F F F F F F	7 5 6 2 4 5 5
									DBE: 9%	10.8%			\$2,074,321.75
07-296804	9/5/2014	07-LA-405-28.0/39.0	Place Hma And Rhma (type G) And Grind Concrete Pavement.	6/12/2014	X		SULLY MILLER CONTRACTING COMPANY	20,279,175.00	LMS TRANSPORT CALIFORNIA A C DIKE CO	989,405.00 20,000.00 24,833.00	AP AP C	F F F	4 5 2
									DBE: 5%	5.1%			\$1,034,238.00
									Average DBE	7.0%	7.9%		
									Average DVBE				
							Total for District 07	\$39,541,824.40		10			\$3,108,559.75



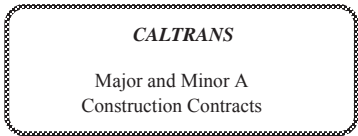
DISTRICT 08
AWARD TRACKER by District — SEPTEMBER 2014

Contract Number	Award Date	Dist/Co/Rte/PM	Description of Work	Bid Open Date	Fed Aid	Bond	Contractor	Awarded Amt \$	Subcont UDDBE/DVBE Goal Cert	Subcontract Amt (\$ Cert)	Ethnic Group	Const Type
08-0r6704	9/26/2014	08-SBd-18-PM R17.8/34.5	Install Centerline Rumble Strip	9/3/2014	X		CAL STRIPE INC.	167,728.00	MANERI TRAFFIC CONTROL TRAFFIC LOOPS	16,380.00 3,900.00	H AP F F	5 5
									DBE: 8%	12.1%		\$20,280.00
08-3401U4	9/10/2014	08-SBd-2, 138 -6.2/6.4,2.3/R15.2	Widening Highway, Bridges And Constructing Retaining Walls.	7/24/2014	X		FLATIRON/HARDY & HARPER A JOINT VENTURE	47,428,041.31	LMS TRANSPORT INC INTEGRITY REBAR PLACERS	3,446,582.00 1,778,292.00	AP H	7 3
									DBE: 8%	11.0%		\$5,224,874.00
								Average DBE	8.0%	11.6%		
								Average DVBE				
							Total for District 08	\$47,595,769.31			4	\$5,245,154.00

CALTRANS
Major and Minor A
Construction Contracts

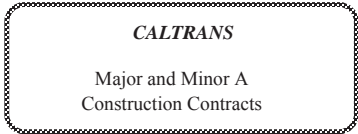
DISTRICT 10
AWARD TRACKER by District — SEPTEMBER 2014

Contract Number	Award Date	Dist/Co/Rte/PM	Description of Work	Bid Open Date	Fed Aid	Bond	Contractor	Awarded Amt \$	Subcont UDBE/DVBE Goal Cert	Subcontract Amt (\$ Cert)	Ethnic Group	Const Type	
10-0t8204	9/24/2014	10-SJ-4,5,26-Var	Construct Ada Curb Ramps	8/27/2014	X		QUIMU CONTRACTING INC.	525,800.20	QUIMU CONTRACTING, INC. DBE: 10% 79.8%	419,340.00 \$419,340.00	H	7	
10-0V4904	09/30/201	10-Tuo-108-R3.1, R3.9	Construct Rock Slope Protection.	8/27/2014	X		K.W. EMERSON, INC.	823,412.00	K. W. EMERSON, INC. DBE: 6% 90.0%	741,070.80 \$741,070.80	C F	7	
								Average DBE	8.0%	84.9%			
								Average DVBE					
Total for District 10								\$1,349,212.20		2	\$1,160,410.80		



DISTRICT 11
AWARD TRACKER by District — SEPTEMBER 2014

Contract Number	Award Date	Dist/Co/Rte/PM	Description of Work	Bid Open Date	Fed Aid	Bond	Contractor	Awarded Amt \$	Subcont UDBE/DVBE		Subcontract Amt (\$ Cert)	Ethnic Group		Const Type
									Goal	Cert				
11-404404	9/08/2014	11-Imp-78, 111-R9.2/R14.0, 23.5/23.8	Install Slope Paving, Highway Planting And Irrigation Systems.	8/14/2014	X		CLEAN CUT LANDSCAPE	1,219,972.20	MANERI TRAFFIC CONTROL		11,523.00	H	F	5
									APPIAN UDBE SWPPP		750.00	B	F	7
									SAM'S EQUIPMENT &		85,846.21	NA		6
								DBE: 8%	8.0%	\$98,119.21				
								Average DBE	8.0%	8.0%				
								Average DVBE						
Total for District 11								\$1,219,972.20		3	\$98,119.21			



DISTRICT 12
AWARD TRACKER by District — SEPTEMBER 2014

Contract Number	Award Date	Dist/Co/Rte/PM	Description of Work	Bid Open Date	Fed Aid	Bond	Contractor	Awarded Amt \$	Subcont UDDBE/DVBE Goal Cert	Subcontract Amt (\$ Cert)	Ethnic Group	Const Type
12-0h0344	9/12/2014	12-Ora-073-25.7-28.0	Grind And Groove Pcc Pvm; Cold Plane Ac Pvm; Upgrade Curb Ramps	8/21/2014	X		AUTOBAHN CONSTRUCTION, INC.	2,496,863.50	BLANCO CONSTRUCTION TRAFFIC LOOPS ACE FENCE COMPANY	194,775.00 397,500.00 59,287.70	H AP AP	2 F F
									DBE: 13%	26.1%		
										\$651,562.70		
12-0H20U4	9/4/2014	12-Ora-55, 73 -2.8/5.924.7/27.8	Highway Planting And Irrigation Replacement	8/7/2014	X		WEST COAST PUBLIC WORKS INC	3,536,910.00	TRIUMPH GEO-SYNTHETICS, QUALITY HYDROSEEDING & LA FIRMA INC. ADANTA, INC MIRANDA LOGISTICS FLASH TRAFFIC, INC.	73,063.00 22,754.00 5,900.00 1,275.00 103,880.00 25,900.00	C C NA NA H H	F F 7 F 4 5
									DBE: 6%	6.6%		
										\$232,772.00		
12-0H9004	9/2/2014	12-Ora-55-4.6/5.9	Slope Paving,narrow Area Paving, Valve Relocation, Access Paths, Mvps	8/14/2014	X		WESTCOAST PUBLIC WORKS, INC.	1,065,520.00	ACE FENCE COMPANY FLASH TRAFFIC, INC. MIRANDA LOGISTICS ALFRED CIVIL	12,840.00 19,600.00 61,632.00 14,600.00	AP H H B	F F 7 7
									DBE: 8%	10.2%		
									Average DBE	9.0%	14.3%	
									Average DVBE			
							Total for District 12	\$7,099,293.50		13		\$993,006.70
									Average DBE	9.1%	20.0%	
									Average DVBE	5.0%	8.5%	
							Total for State	\$140,149,512.16		85		\$15,873,226.99

AVERAGE DAYS TO AWARD / NUMBER of CONTRACTS AWARDED

September 2014

(PER MONTH AND FISCAL YEAR)

	2007/08		2008/09		2009/10		2010/11		2011/12		2012/13		2013/14		2014/15	
	Average Days	Contracts Awarded	Average Days	Contracts Awarded	Average Days	Contracts Awarded	Average Days	Contracts Awarded	Average Days	Contracts Awarded	Average Days	Contracts Awarded	Average Days	Contracts Awarded	Average Days	Contracts Awarded
July	14.32	25	13.86	21	24.59	46	42.00	15	35.06	16	22.6	20	36.8	10	26.12	17
August	20.74	53	15.79	33	20.24	34	53.27	11	51.62	27	31.8	19	33.1	15	29.35	20
September	17.04	50	18.02	45	21.17	23	39.70	10	33.80	15	26.6	14	34.8	11	38.21	24
October	11.17	30	19.97	34	24.10	30	102.70	37	39.68	22	43.1	33	44.8	36		
November	18.25	32	14.74	23	24.59	27	60.74	38	35.68	25	45.8	36	39.8	22		
December	16.44	39	16.29	42	29.79	28	62.40	70	43.03	38	43.7	44	46.1	20		
January	18.57	30	19.40	30	28.19	32	54.18	61	46.06	31	38.1	18	45.4	13		
February	14.41	41	18.56	63	28.05	40	59.33	39	37.24	33	42.7	26	43.42	24		
March	13.85	54	17.71	69	22.85	61	30.78	51	39.48	56	44.1	42	34	31		
April	16.78	107	22.84	82	29.17	77	33.86	74	25.22	77	32.5	50	32.78	60		
May	16.75	134	17.15	82	27.76	94	31.82	105	26.25	83	31.1	62	26.89	64		
June	19.48	80	21.30	113	34.88	120	34.35	106	33.78	83	39	73	33.54	54		
FY Average	16.48	675	17.97	637	26.28	612	50.43	617	37.24	506	36.76	437	37.62	360	31.23	61