

State of California
Department of Transportation
Division of Engineering Services



Award Tracker Report

OCTOBER 2014



Executive Summary

The Award Tracker Report is published monthly by Caltrans Division of Engineering Services – Office Engineer (DES-OE) and is available for download through a link in the Contractor's Corner section of their website at http://www.dot.ca.gov/hq/esc/oe/contractor_info/. This report provides statewide and district specific state and federal-aid contract award data. The following specific information is included in the report.

- Summary of year-to-date state and federally funded contract award information
- Statewide summary of dollar values of Disadvantaged Business Enterprise (DBE) and Disabled Veteran Business Enterprise (DVBE) participation for both contract goals and commitments made by bidders
- Number of contract awards that met or exceeded the contract goals for DBE and DVBE participation
- DBE and DVBE goal results including the number of good faith efforts and denials for DBE participation and the number of goals met or exceeded
- Monthly district project award information such as contract number, prime contractor, and DBE/ DVBE goal and commitment, including the names of the DBE/DVBE firms and the committed dollar amounts

OCTOBER 2014 – Page 1 of 15

- For the month of October 2014, the Office Engineer awarded 22 contracts, for a total bid amount of \$97,345,732.74.
- Of the 22 contracts, 20 were federally funded for a total of \$95,836,137.74. The DBE participation for contract goals was \$7,255,721.54 (7.6%) and the cert amount was \$14,795,483.09(15.4%).
- Of the 22 contracts, 2 were state funded for a total of \$1,509,595.00. The DVBE participation for contract goals was \$49,779.25 (3.3%) and the cert amount was \$102,790.00(6.8%).

DBE and DVBE Totals for State Fiscal Year July 1, 2014 - October 31, 2014 – Page 2 of 15

- For the 2014/2015 State Fiscal Year, the Office Engineer awarded 83 contracts for a total bid amount of \$496,800,654.12.
- Of the 83 contracts, 69 were federally funded for a total bid amount of \$467,337,368.11. The DBE participation for contract goals was \$41,284,575.94 (8.8%) and the committed amount was \$59,898,166.23(12.8%).
- Of the 83 contracts, 14 were State funded for a total bid amount of \$29,463,286.01. The DVBE participation for contract goals was \$363,114.41 (1.2%) and the cert amount was \$1,544,727.67 (5.2%).

State Contracts for State Fiscal Year July 1, 2014 – October 31, 2014 – Page 3 of 15

- For the 2014/2015 State Fiscal Year, the Office Engineer awarded 14 state funded contracts for a total bid amount of \$29,463,286.01
- The DVBE participation for contract goals was \$363,114.41(1.2%) and the cert amount was \$1,544,727.67 (5.2%).

Federal Contracts for Federal Fiscal Year October 1, 2013 - October 31, 2014 – Page 4 of 15

- For the 2013/2014 Federal Fiscal Year, the Office Engineer awarded 20 federally funded contracts, for a total bid amount of \$95,836,137.74.
- The claimed DBE participation for contract goals was \$7,255,721.54 (7.6%) and the cert amount was \$14,795,483.09(15.4%).

OCTOBER 2014

<u>Total No Contracts</u>	<u>Total Payment</u>	<u>Total State Payment</u>	<u>Total Federal Payment</u>	<u>Total DVBE Goals</u>	<u>Total DBE Goals</u>	<u>Total Overall Goals</u>
22	\$97,345,732.74	\$1,509,595.00	\$95,836,137.74	\$49,779.25	\$7,255,721.54	\$7,305,500.79
				3.3%	7.6%	7.5%
<u>State Contracts</u>	<u>Federal Contracts</u>			<u>Total DVBE Cert</u>	<u>Total DBE Cert</u>	<u>Total Overall Cert</u>
2	20			\$102,790.00	\$14,795,483.09	\$14,898,273.09
				6.8%	15.4%	15.3%

<u>GOALS</u>	<u>NO. OF CONTRACTS</u>	<u>CONTRACT PERCENTAGE</u>	<u>BID AMOUNT</u>	<u>DOLLAR PERCENT</u>
No Goals	0	0.00	0.00	0.00
< 10%	15	68.18	81,289,024.54	83.51
= 10%	1	4.55	3,398,929.00	3.49
> 10%	6	27.27	12,657,779.20	13.00
Total	<u>22</u>	<u>100.0%</u>	<u>\$97,345,732.74</u>	<u>100.0%</u>

<u>GOAL RESULTS AT AWARD</u>				
No Goals	0	0.00	0.00	0.00
Good Faith Effort	2	9.09	6,550,840.00	6.73
Goals Met	0	0.00	0.00	0.00
Goals Exceeded	20	90.91	90,794,892.74	93.27
Total	<u>22</u>	<u>100.0%</u>	<u>\$97,345,732.74</u>	<u>100.0%</u>

<u>GOOD FAITH DENIALS</u>		
State Projects	0.0	0.0%
Federal Projects	3.0	15.0%

DBE/DVBE TOTALS
State Fiscal Year 2014-15
July 1, 2014 - October 31, 2014

<u>Total No Contracts</u>	<u>Total Payment</u>	<u>Total State Payment</u>	<u>Total Federal Payment</u>	<u>Total DVBE Goals</u>	<u>Total DBE Goals</u>
83	\$496,800,654.12	\$29,463,286.01	\$467,337,368.11	\$363,114.41	\$41,284,575.94
				1.2%	8.8%
<u>State Contracts</u>	<u>Federal Contracts</u>			<u>Total DVBE Cert</u>	<u>Total DBE Cert</u>
14	69			\$1,544,727.67	\$59,898,166.23
				5.2%	12.8%

<u>GOALS</u>	<u>NO. OF CONTRACTS</u>	<u>CONTRACT PERCENTAGE</u>	<u>BID AMOUNT</u>	<u>DOLLAR PERCENT</u>
No Goals	2	2.41	19,772,216.55	3.98
<10%	52	62.65	299,641,143.75	60.31
=10%	9	10.84	97,657,261.70	19.66
>10%	20	24.10	79,730,032.12	16.05
Total	83	100.0%	\$496,800,654.12	100.0%

GOAL RESULTS AT AWARD				
No Goals	2	2.41	19,772,216.55	3.98
Good Faith Effort	4	4.82	13,846,468.00	2.79
Goals Met	2	2.41	2,139,709.20	0.43
Goals Exceeded	75	90.36	461,042,260.37	92.80
Total	83	100.0 %	\$496,800,654.12	100.0 %

GOOD FAITH DENIALS		
State Projects	0.0	0.0%
Federal Projects	5.0	7.2%

STATE FUNDED PROJECTS
State Fiscal Year 2014-15
July 1, 2014 -October 31, 2014

<u>Total No Contracts</u>	<u>Total Payment</u>	<u>Total State Payment</u>	<u>Total DVBE Goals</u>	<u>Total Overall Goals</u>
14	\$29,463,286.01	\$29,463,286.01	\$363,114.41	\$363,114.41
			1.2%	1.2%
			<u>Total DVBE Cert</u>	<u>Total Overall Cert</u>
			\$1,544,727.67	\$1,544,727.67
			5.2%	5.2%

GOALS	NO. OF CONTRACTS	CONTRACT PERCENTAGE	BID AMOUNT	DOLLAR PERCENT
No Goals	2	14.29	19,772,216.55	67.11
<10%	12	85.71	9,691,069.46	32.89
=10%	0	0.00	0.00	0.00
>10%	0	0.00	0.00	0.00
Total	14	100.0%	\$29,463,286.01	100.0%

GOAL RESULTS AT AWARD				
No Goals	2	14.29	19,772,216.55	67.11
Good Faith Effort	1	7.14	1,285,025.00	4.36
Goals Met	1	7.14	919,737.00	3.12
Goals Exceeded	10	71.43	7,486,307.46	25.41
Total	14	100.0 %	\$29,463,286.01	100.0 %

GOOD FAITH DENIALS				
State Projects	0.0	0.0 %		

**FEDERAL FUNDED PROJECTS
FEDERAL FISCAL YEAR 2014-15
October 1, 2014 - October 31, 2014**

<u>Total No Contracts</u>	<u>Total Federal Payment</u>	<u>Total DBE Goals</u>	<u>Total Overall Goals</u>
20	\$95,836,137.74	\$7,255,721.54	\$7,255,721.54
		7.6%	7.6%
		<u>Total DBE Cert</u>	<u>Total Overall Cert</u>
		\$14,795,483.09	\$14,795,483.09
		15.4%	15.4%

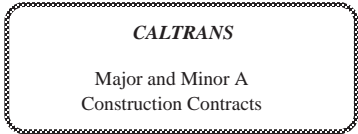
GOALS	NO. OF CONTRACTS	CONTRACT PERCENTAGE	BID AMOUNT	DOLLAR PERCENT
No Goals	0	0.00	0.00	0.00
<10%	13	65.00	79,779,429.54	83.25
=10%	1	5.00	3,398,929.00	3.55
>10%	6	30.00	12,657,779.20	13.21
Total	20	100.0%	\$95,836,137.74	100.0%

GOAL RESULTS AT AWARD

No Goals	0	0.00	0.00	0.00
Good Faith Effort	1	5.00	5,265,815.00	5.49
Goals Met	0	0.00	0.00	0.00
Goals Exceeded	19	95.00	90,570,322.74	94.51
Total	20	100.0%	\$95,836,137.74	100.0%

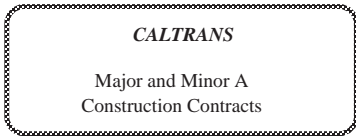
GOOD FAITH DENIALS

Federal Projects	3.0	15.0%
------------------	-----	-------



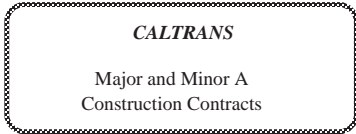
DISTRICT 01
AWARD TRACKER by District — OCTOBER 2014

Contract Number	Award Date	Dist/Co/Rte/PM	Description of Work	Bid Open Date	Fed Aid	Bond	Contractor	Awarded Amt \$	Subcont UDBE/DVBE Goal Cert	Subcontract Amt (\$ Cert)	Ethnic Group	Const Type	
01-0C9004	10/1/2014	01-Men-101 -50.7/51.2	Superelevation Correction, Open Grade Ac Overlay, Mbgr, Striping	8/13/2014	X		GRANITE CONSTRUCTION COMPANY	646,576.50	APPIAN UDBE SWPPP SAM'S EQUIPMENT & A C DIKE CO A B S L CONSTRUCTION APPADANA ENGINEERING DRAGON MATERIAL	750.00 2,195.00 7,000.00 12,800.00 30,000.00 47,334.00	B NA C H AI H	F F F F F F	7 7 2 7 7 7
									DBE: 9%	15.5%	\$100,079.00		
									Average DBE	9.0%	15.5%		
									Average DVBE				
Total for District 01								\$646,576.50	6	\$100,079.00			



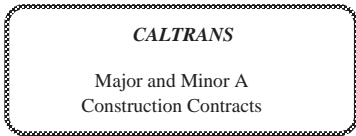
DISTRICT 02
AWARD TRACKER by District — OCTOBER 2014

Contract Number	Award Date	Dist/Co/Rte/PM	Description of Work	Bid Open Date	Fed Aid	Bond	Contractor	Awarded Amt \$	Subcont UDBE/DVBE Goal Cert	Subcontract Amt (\$ Cert)	Ethnic Group	Const Type
02-2E74U4	10/8/2014	02-Sha-299-83.0/84.0	Roadway Excavation, Hot Mix Asphalt, Drainage.	8/27/2014	X		HAT CREEK CONSTRUCTION & MATERIALS, INC.	3,398,929.00	M & S ENVIRONMENTAL A C DIKE CO T AND S DVBE S.T. RHOADES	53,321.00 8,606.00 310,553.00 17,770.00	H C C NA	6 F F 7
									DBE: 10%	11.5%		
										\$390,250.00		
02-4F6304	10/6/2014	02-Tri-3-R26.2	Roadway Excavation, Rock Slope Protection And Hma	9/17/2014			ROBERT J. FRANK CONSTRUCTION, INC.	224,570.00	TITAN DVBE INC	14,240.00	DV	5
									DVBE: 5%	6.3%		
									Average DBE	10.0%	11.5%	
									Average DVBE	5.0%	6.3%	
							Total for District 02	\$3,623,499.00		5		\$404,490.00



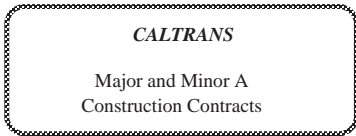
DISTRICT 03
AWARD TRACKER by District — OCTOBER 2014

Contract Number	Award Date	Dist/Co/Rte/PM	Description of Work	Bid Open Date	Fed Aid	Bond	Contractor	Awarded Amt \$	Subcont UDDBE/DVBE Goal Cert	Subcontract Amt (\$ Cert)	Ethnic Group	Const Type	
03-3E1204	10/6/2014	03-But-70-26.7/27.1	Bridge Seismic Retrofit, Structural Concrete And Hot Mix Asphalt	9/10/2014	X		J.F. SHEA CONSTRUCTION, INC.	1,483,114.20	S.T. RHOADES	225,762.50	NA	2	
									NITTA, INC.	5,875.00	AP	F	6
									A C DIKE CO	8,487.00	C	F	2
									DBE: 12%	16.2%	\$240,124.50		
03-4f0704	10/31/2011	03-Sac-50-17.1	Widen Structure, Extend Weave Lane, And Add Ramp Metering.	9/24/2014	X		DESILVA GATES CONSTRUCTION LP	5,265,815.00	A C DIKE CO	8,869.00	C	F	2
									FRANK MEDINA GENERAL	1,850.00	H		7
									FRANK MEDINA GENERAL	18,720.00	H		7
									FRANK MEDINA GENERAL	4,368.00	H		2
									SAE AND ASSOCIATES	34,500.00	AP		7
									MONTEZ GROUP INC.	35,100.00	H		7
									ESD&C, INC.	37,067.82	H		7
									BLUE JAY TRUCKING, LLC	6,077.50	AS		4
									RUPERT CONSTRUCTION	14,560.69	C	F	7
									VERIDICO GROUP, INC	2,290.00	C	F	7
									K & G CONCRETE INC	122,632.00	B		7
									BLACK DIAMOND ASPHALT.	76,853.00	B	F	7
									WEST COAST WATER	29,920.00	C	F	4
									CHAVEZ TRUCKING	121,087.00	H	F	4
									CMC TRAFFIC CONTROL	33,700.00	C	F	5
									DBE: 11%	10.4%	\$547,595.01		
03-4M7404	10/2/2014	03-Col,Yol-5, 80, 505-VAR	Bridge Deck Poly Overlay, Joint Seals, Bearing Pads, & Epoxy Repairs	8/27/2014	X		AMERICAN CIVIL CONSTRUCTORS WEST COAST, INC.	4,596,515.23	S.T. RHOADES	56,000.00	NA	5	
									DE LA TORRE TRUCKING	38,760.00	H	4	
									AUSTIN ENTERPRISES	67,645.00	H	F	7
									S.T. RHOADES	77,200.00	NA	2	
									DBE: 5%	5.2%	\$239,605.00		
								Average DBE	9.3%	10.6%			
								Average DVBE					
Total for District 03								\$11,345,444.43	22	\$1,027,324.51			



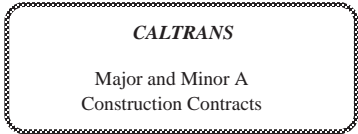
DISTRICT 04
AWARD TRACKER by District — OCTOBER 2014

Contract Number	Award Date	Dist/Co/Rte/PM	Description of Work	Bid Open Date	Fed Aid	Bond	Contractor	Awarded Amt \$	Subcont UDBE/DVBE		Subcontract Amt (\$ Cert)	Ethnic Group	Const Type
									Goal	Cert			
04-0G2224	10/8/2014	04-SM -1,35,82,84,109,280- Var	Construct Curb Ramps And Sidewalk.	9/10/2014	X		GRANITE ROCK COMPANY	896,243.00					
									K R C SAFETY CO. INC.	9,995.00	NA	5	
									B. L. EQUIPMENT RENTAL LOGISTICAL ENTERPRISES	10,800.00 52,233.00	C H	F F	5 7
									DBE: 7%	8.1%	\$73,028.00		
04-1SS044	10/22/2011	04-Ala-580- R31.7/R31.9	Construct Soldier Pile Wall, & Repair Concrete Pavement And Shoulder.	9/17/2014	X		GHILOTTI CONSTRUCTION COMPANY, INC.	1,175,264.00					
									JJ NGUYEN. INC.	48,268.00	AP	6	
									A C DIKE CO	4,628.25	C	F	2
									PC&N CONSTRUCTION. INC	11,476.00	C	F	7
									RUPERT CONSTRUCTION D & S TRUCKING	59,559.60 48,600.00	C C	F F	7 4
									DBE: 14%	14.7%	\$172,531.85		
04-2G3624	10/9/2014	04-Ala-92-R5.1/R5.8	Replacement Highway Planting.	9/17/2014	X		BORTOLUSSI & WATKIN, INC.	626,975.60					
									SAM'S EQUIPMENT & ADANTA. INC	45,939.26	NA	7	
									LA FIRMA INC.	1,275.00	NA	F	7
									CIRIMELE ELECTRIC WORKS	1,900.00	NA	7	
									CIRIMELE ELECTRIC WORKS	500.00 7,400.00	C C	F F	5 6
									DBE: 9%	9.1%	\$57,014.26		
04-3G4434	10/31/2011	04-SF-80-5.8/7.8	Replace Bridge Ladders And Greaselines.	10/8/2014			GOLDEN STATE BRIDGE, INC.	1,285,025.00					
									CAL-VET SERVICES INC	88,550.00	DV	5	
04-3G6504	10/8/2014	04-Sol-680 -0.35/13.10	Rehabilitate Pavement.	9/10/2014	X		DESILVA GATES CONSTRUCTION LP	12,754,321.00					
									CHAVEZ TRUCKING	728,930.35	H	F	7
									SPIRIT ROAD OILS	355,098.00	NA	F	7
									CONSTRUCTION AREA	23,000.00	H	F	5
									A C DIKE CO	6,355.00	C	F	2
									TULLY CONSULTING GROUP	550.00	H	F	7
									DBE: 8%	8.7%	\$1,113,933.35		
									Average DBE	9.5%	10.2%		
									Average DVBE	3.0%	6.9%		
Total for District 04								\$16,737,828.60	19	\$1,505,057.46			



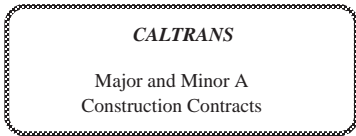
DISTRICT 05
AWARD TRACKER by District — OCTOBER 2014

Contract Number	Award Date	Dist/Co/Rte/PM	Description of Work	Bid Open Date	Fed Aid	Bond	Contractor	Awarded Amt \$	Subcont UDBE/DVBE Goal Cert	Subcontract Amt (\$ Cert)	Ethnic Group	Const Type
05-330764	10/9/2014	05-SLO-46-37.6/40.4	Irrigation, Planting, And Plant Establishment.	6/18/2014	X		PACIFIC RESTORATION GROUP, INC.	1,031,448.75	K R C SAFETY CO. INC. ADANTA. INC J & M LAND RESTORATION.	4,500.00 1,275.00 169,181.30	NA NA C	5 F F 6
									DBE: 4%	17.0%		\$174,956.30
								Average DBE	4.0%	17.0%		
								Average DVBE				
							Total for District 05	\$1,031,448.75		3		\$174,956.30



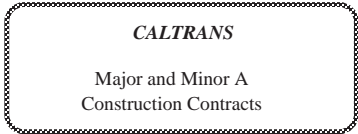
DISTRICT 06
AWARD TRACKER by District — OCTOBER 2014

Contract Number	Award Date	Dist/Co/Rte/PM	Description of Work	Bid Open Date	Fed Aid	Bond	Contractor	Awarded Amt \$	Subcont UDBE/DVBE Goal Cert	Subcontract Amt (\$ Cert)	Ethnic Group	Const Type	
06-0M8204	10/10/201	06-Fre-41,180-Var	Widen Shoulder And Construct Concrete Barrier	9/3/2014	X		EMMETT'S EXCAVATION, INC.	924,203.10	CLAY MIRANDA	5,382.00	O	F	4
									AUSTIN ENTERPRISES	6,532.50	H	F	2
									A C DIKE CO	5,063.50	C	F	2
									NITTA, INC.	10,819.20	AP	F	6
									PC&N CONSTRUCTION, INC	111,507.00	C	F	2
									SUPER SEAL & STRIPE, INC	9,490.00	C	F	5
									TULLY CONSULTING GROUP	650.00	H	F	7
DBE: 14%									16.2%	\$149,444.20			
06-0O5804	10/29/201	06-Ker-58, 99-Var	Replace Conductors And Secure Service Equipment Encl And Pull Boxes.	10/8/2014	X		ROADWAY ENGINEERING WORKS INC	950,000.00	K R C SAFETY CO. INC.	44,260.00	NA	F	5
									CATCO SERVICES	47,339.29	B	F	7
									DBE: 9%				
Average DBE									11.5%	12.9%			
Average DVBE													
Total for District 06								\$1,874,203.10	9		\$241,043.49		



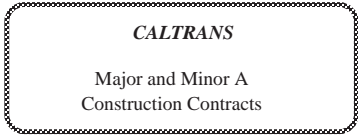
DISTRICT 08
AWARD TRACKER by District — OCTOBER 2014

Contract Number	Award Date	Dist/Co/Rte/PM	Description of Work	Bid Open Date	Fed Aid	Bond	Contractor	Awarded Amt \$	Subcont UDBE/DVBE Goal Cert	Subcontract Amt (\$ Cert)	Ethnic Group	Const Type	
08-383504	10/10/201	08-Riv-74-63.0	Replace Hurkey Creek Bridge	9/17/2014	X		GRANITE CONSTRUCTION COMPANY	2,026,265.10	A C DIKE CO AMERICAN STEEL PLACERS. RUPERT CONSTRUCTION ABRASIVE BLASTING VERIDICO GROUP INC	7,370.00 135,119.88 8,646.24 10,302.00 3,245.00	C NA C C C	F F F F F	2 3 7 5 7
									DBE: 8%	8.1%		\$164,683.12	
								Average DBE	8.0%	8.1%			
								Average DVBE					
							Total for District 08	\$2,026,265.10		5		\$164,683.12	



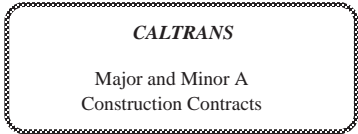
DISTRICT 10
AWARD TRACKER by District — OCTOBER 2014

Contract Number	Award Date	Dist/Co/Rte/PM	Description of Work	Bid Open Date	Fed Aid	Bond	Contractor	Awarded Amt \$	Subcont UDBE/DVBE Goal Cert	Subcontract Amt (\$ Cert)	Ethnic Group	Const Type
10-0V6604	10/8/2014	10-Mer,Sta,SJ-5 -32.2/32.5, 0.0/28.1, 0.0/R12.4	Place Hma, Repair Failed Areas, And Construct Guard Railing.	9/3/2014	X		BAY CITIES PAVING & GRADING, INC.	39,414,624.36	A B S L CONSTRUCTION A C DIKE CO TULLY CONSULTING GROUP ESWPPP CONSULTANTS DRAGON MATERIAL	620,000.00 409,457.00 17,275.00 1,190.00 4,560,420.00	H C H AS H	2 F 7 7 F 7
									DBE: 7%	14.2%		\$5,608,342.00
10-0X3504	10/8/2014	10-Ama,Tuo -16,88,120 -var	Construct Rumble Strips In Existing Ac Pavement.	9/24/2014	X		LINEAR OPTIONS, INC.	254,396.00	K R C SAFETY CO. INC.	18,810.00	NA	5
									DBE: 4%	7.4%		\$18,810.00
								Average DBE	5.5%	10.8%		
								Average DVBE				
							Total for District 10	\$39,669,020.36	6			\$5,627,152.00



DISTRICT 11
AWARD TRACKER by District — OCTOBER 2014

Contract Number	Award Date	Dist/Co/Rte/PM	Description of Work	Bid Open Date	Fed Aid	Bond	Contractor	Awarded Amt \$	Subcont UDBE/DVBE Goal Cert	Subcontract Amt (\$ Cert)	Ethnic Group	Const Type
11-080174	10/22/201	11-SD-76-R7.3/12.0	Install Irrigation Systems, Highway Planting And Erosion Control.	9/11/2014	X		ACCU CONSTRUCTION, INC.	2,272,323.00	ACCU CONSTRUCTION	1,408,431.00	AP	6
									DBE: 5%	62.0%		\$1,408,431.00
11-238404	10/9/2014	11-Imp-7-0.0/1.2	Pavement Rehabilitation, Replace Ac With Crep.	9/10/2014	X		FLATIRON WEST, INC.	11,134,915.00	INTEGRITY REBAR PLACERS	2,840,112.77	H	2
									DBE: 5%	25.5%		\$2,840,112.77
11-298204	10/10/201	11-SD-905-6.5/10.4	Replace Asphalt Concrete Surfacing And Signs.	8/27/2014	X		HAZARD CONSTRUCTION COMPANY	3,174,826.00	TERRA WEST. INC	650.00	H	7
									MANERI TRAFFIC CONTROL	41,435.95	H	F 5
									PAYCO SPECIALTIES.	54,273.00	C	F 5
									LMS TRANSPORT	297,297.00	AP	7
									DBE: 9%	12.4%		\$393,655.95
								Average DBE	6.3%	33.3%		
								Average DVBE				
							Total for District 11	\$16,582,064.00		6		\$4,642,199.72



DISTRICT 12
AWARD TRACKER by District — OCTOBER 2014

Contract Number	Award Date	Dist/Co/Rte/PM	Description of Work	Bid Open Date	Fed Aid	Bond	Contractor	Awarded Amt \$	Subcont UDBE/DVBE Goal Cert	Subcontract Amt (\$ Cert)	Ethnic Group	Const Type
12-0H1604	10/14/201	12-Ora-1-25.9/29.9	Remove And Replace Existing Pavement With 0.2' Rhma	8/7/2014	X		ALL AMERICAN ASPHALT	3,411,914.00	CALIFORNIA MANERI TRAFFIC CONTROL LMS TRANSPORT	164,500.00 72,408.70 517,948.99	AP H AP	F 7
									DBE: 11%	22.1%		\$754,857.69
12-0m3704	10/30/201	12-Ora-5, 55, 57, 405-VAR	Upgrade And Retrofit Cms Signs With Safety Cabling And Brackets	9/11/2014	X		PETERSON-CHASE GENERAL ENGINEERING CONSTRUCTION,	397,468.90	CALIFORNIA G & C EOUIPMENT CORP.	219,500.00 36,929.80	AP B	5 7
									DBE: 12%	64.5%		\$256,429.80
								Average DBE	11.5%	43.3%		
								Average DVBE				
							Total for District 12	\$3,809,382.90		5		\$1,011,287.49
								Average DBE	8.7%	17.9%		
								Average DVBE	4.0%	6.6%		
							Total for State	\$97,345,732.74		86		\$14,898,273.09

AVERAGE DAYS TO AWARD / NUMBER of CONTRACTS AWARDED

October 2014

(PER MONTH AND FISCAL YEAR)

	2007/08		2008/09		2009/10		2010/11		2011/12		2012/13		2013/14		2014/15	
	Average Days	Contracts Awarded	Average Days	Contracts Awarded	Average Days	Contracts Awarded	Average Days	Contracts Awarded	Average Days	Contracts Awarded	Average Days	Contracts Awarded	Average Days	Contracts Awarded	Average Days	Contracts Awarded
July	14.32	25	13.86	21	24.59	46	42.00	15	35.06	16	22.6	20	36.8	10	26.12	17
August	20.74	53	15.79	33	20.24	34	53.27	11	51.62	27	31.8	19	33.1	15	29.35	20
September	17.04	50	18.02	45	21.17	23	39.70	10	33.80	15	26.6	14	34.8	11	38.21	24
October	11.17	30	19.97	34	24.10	30	102.70	37	39.68	22	43.1	33	44.8	36	37.23	22
November	18.25	32	14.74	23	24.59	27	60.74	38	35.68	25	45.8	36	39.8	22		
December	16.44	39	16.29	42	29.79	28	62.40	70	43.03	38	43.7	44	46.1	20		
January	18.57	30	19.40	30	28.19	32	54.18	61	46.06	31	38.1	18	45.4	13		
February	14.41	41	18.56	63	28.05	40	59.33	39	37.24	33	42.7	26	43.42	24		
March	13.85	54	17.71	69	22.85	61	30.78	51	39.48	56	44.1	42	34	31		
April	16.78	107	22.84	82	29.17	77	33.86	74	25.22	77	32.5	50	32.78	60		
May	16.75	134	17.15	82	27.76	94	31.82	105	26.25	83	31.1	62	26.89	64		
June	19.48	80	21.30	113	34.88	120	34.35	106	33.78	83	39	73	33.54	54		
FY Average	16.48	675	17.97	637	26.28	612	50.43	617	37.24	506	36.76	437	37.62	360	32.73	83