

State of California  
Department of Transportation  
Division of Engineering Services



---

Award Tracker Report

MARCH 2015



## MARCH 2015

| <u>Total No<br/>Contracts</u> | <u>Total<br/>Payment</u> | <u>Total<br/>State Payment</u> | <u>Total<br/>Federal Payment</u> | <u>Total<br/>DVBE Goals</u> | <u>Total<br/>DBE Goals</u> | <u>Total<br/>Overall Goals</u> |
|-------------------------------|--------------------------|--------------------------------|----------------------------------|-----------------------------|----------------------------|--------------------------------|
| 24                            | \$105,646,958.95         | \$81,366,931.70                | \$24,280,027.25                  | \$441,619.56                | \$2,067,130.25             | \$2,508,749.81                 |
|                               |                          |                                |                                  | 0.5%                        | 8.5%                       | 2.4%                           |
| <u>State Contracts</u>        | <u>Federal Contracts</u> |                                |                                  | <u>Total<br/>DVBE Cert</u>  | <u>Total<br/>DBE Cert</u>  | <u>Total<br/>Overall Cert</u>  |
| 14                            | 10                       |                                |                                  | \$1,704,390.95              | \$2,326,969.34             | \$4,031,360.29                 |
|                               |                          |                                |                                  | 2.1%                        | 9.6%                       | 3.8%                           |

| <u>GOALS</u> | <u>NO. OF<br/>CONTRACTS</u> | <u>CONTRACT<br/>PERCENTAGE</u> | <u>BID<br/>AMOUNT</u>   | <u>DOLLAR<br/>PERCENT</u> |
|--------------|-----------------------------|--------------------------------|-------------------------|---------------------------|
| No Goals     | 2                           | 8.33                           | 71,887,000.30           | 68.04                     |
| < 10%        | 17                          | 70.83                          | 21,062,331.95           | 19.94                     |
| = 10%        | 2                           | 8.33                           | 1,824,391.00            | 1.73                      |
| > 10%        | 3                           | 12.50                          | 10,873,235.70           | 10.29                     |
| <b>Total</b> | <u>24</u>                   | <u>100.0%</u>                  | <u>\$105,646,958.95</u> | <u>100.0 %</u>            |

### GOAL RESULTS AT AWARD

|                   |           |                |                         |               |
|-------------------|-----------|----------------|-------------------------|---------------|
| No Goals          | 2         | 8.33           | 71,887,000.30           | 68.04         |
| Good Faith Effort | 0         | 0.00           | 0.00                    | 0.00          |
| Goals Met         | 1         | 4.17           | 799,514.00              | 0.76          |
| Goals Exceeded    | 21        | 87.50          | 32,960,444.65           | 31.20         |
| <b>Total</b>      | <u>24</u> | <u>100.0 %</u> | <u>\$105,646,958.95</u> | <u>100.0%</u> |

### GOOD FAITH DENIALS

|                  |     |       |
|------------------|-----|-------|
| State Projects   | 0.0 | 0.0 % |
| Federal Projects | 0.0 | 0.0 % |

**DBE/DVBE TOTALS**  
**State Fiscal Year 2014-15**  
**July 1, 2014 - March 31, 2015**

| <u>Total No Contracts</u> | <u>Total Payment</u>     | <u>Total State Payment</u> | <u>Total Federal Payment</u> | <u>Total DVBE Goals</u> | <u>Total DBE Goals</u> |
|---------------------------|--------------------------|----------------------------|------------------------------|-------------------------|------------------------|
| 237                       | \$1,590,289,231.99       | \$182,530,494.05           | \$1,407,758,737.94           | \$1,658,991.66          | \$118,195,739.05       |
|                           |                          |                            |                              | 0.9%                    | 8.4%                   |
| <u>State Contracts</u>    | <u>Federal Contracts</u> |                            |                              | <u>Total DVBE Cert</u>  | <u>Total DBE Cert</u>  |
| 57                        | 180                      |                            |                              | \$6,129,363.08          | \$146,908,101.56       |
|                           |                          |                            |                              | 3.4%                    | 10.4%                  |

| <b>GOALS</b>    | <b>NO. OF CONTRACTS</b> | <b>CONTRACT PERCENTAGE</b> | <b>BID AMOUNT</b>  | <b>DOLLAR PERCENT</b> |
|-----------------|-------------------------|----------------------------|--------------------|-----------------------|
| <b>No Goals</b> | 7                       | 2.95                       | 139,962,052.50     | 8.80                  |
| <b>&lt;10%</b>  | 158                     | 66.67                      | 991,403,016.81     | 62.34                 |
| <b>=10%</b>     | 23                      | 9.70                       | 187,711,740.89     | 11.80                 |
| <b>&gt;10%</b>  | 49                      | 20.68                      | 271,212,421.79     | 17.05                 |
| <b>Total</b>    | 237                     | 100.0%                     | \$1,590,289,231.99 | 100.0%                |

| <b>GOAL RESULTS AT AWARD</b> |     |         |                    |         |
|------------------------------|-----|---------|--------------------|---------|
| <b>No Goals</b>              | 7   | 2.95    | 139,962,052.50     | 8.80    |
| <b>Good Faith Effort</b>     | 16  | 6.75    | 214,593,861.55     | 13.49   |
| <b>Goals Met</b>             | 7   | 2.95    | 12,544,926.61      | 0.79    |
| <b>Goals Exceeded</b>        | 207 | 87.34   | 1,223,188,391.33   | 76.92   |
| <b>Total</b>                 | 237 | 100.0 % | \$1,590,289,231.99 | 100.0 % |

| <b>GOOD FAITH DENIALS</b> |      |      |
|---------------------------|------|------|
| State Projects            | 0.0  | 0.0% |
| Federal Projects          | 11.0 | 6.1% |

**STATE FUNDED PROJECTS**  
**State Fiscal Year 2014-15**  
**July 1, 2014 - March 31, 2015**

| <u>Total No Contracts</u> | <u>Total Payment</u> | <u>Total State Payment</u> | <u>Total DVBE Goals</u> | <u>Total Overall Goals</u> |
|---------------------------|----------------------|----------------------------|-------------------------|----------------------------|
| 57                        | \$182,530,494.05     | \$182,530,494.05           | \$1,658,991.66          | \$1,658,991.66             |
|                           |                      |                            | 0.9%                    | 0.9%                       |
|                           |                      |                            | <u>Total DVBE Cert</u>  | <u>Total Overall Cert</u>  |
|                           |                      |                            | \$6,129,363.08          | \$6,129,363.08             |
|                           |                      |                            | 3.4%                    | 3.4%                       |

| <b>GOALS</b>    | <b>NO. OF CONTRACTS</b> | <b>CONTRACT PERCENTAGE</b> | <b>BID AMOUNT</b> | <b>DOLLAR PERCENT</b> |
|-----------------|-------------------------|----------------------------|-------------------|-----------------------|
| <b>No Goals</b> | 6                       | 10.53                      | 137,545,052.20    | 75.35                 |
| <b>&lt;10%</b>  | 51                      | 89.47                      | 44,985,441.85     | 24.65                 |
| <b>=10%</b>     | 0                       | 0.00                       | 0.00              | 0.00                  |
| <b>&gt;10%</b>  | 0                       | 0.00                       | 0.00              | 0.00                  |
| <b>Total</b>    | 57                      | 100.0%                     | \$182,530,494.05  | 100.0%                |

| <b>GOAL RESULTS AT AWARD</b> |    |         |                  |         |
|------------------------------|----|---------|------------------|---------|
| <b>No Goals</b>              | 6  | 10.53   | 137,545,052.20   | 75.35   |
| <b>Good Faith Effort</b>     | 1  | 1.75    | 1,285,025.00     | 0.70    |
| <b>Goals Met</b>             | 3  | 5.26    | 3,282,256.66     | 1.80    |
| <b>Goals Exceeded</b>        | 47 | 82.46   | 40,418,160.19    | 22.14   |
| <b>Total</b>                 | 57 | 100.0 % | \$182,530,494.05 | 100.0 % |

| <b>GOOD FAITH DENIALS</b> |     |       |  |  |
|---------------------------|-----|-------|--|--|
| State Projects            | 0.0 | 0.0 % |  |  |

**FEDERAL FUNDED PROJECTS  
FEDERAL FISCAL YEAR 2014-15  
October 1, 2014 - March 31, 2015**

|                                      |   |                                   |                                       |
|--------------------------------------|---|-----------------------------------|---------------------------------------|
| <u><b>Total No<br/>Contracts</b></u> | <u><b>Total<br/>Federal Payment</b></u> | <u><b>Total<br/>DBE Goals</b></u> | <u><b>Total<br/>Overall Goals</b></u> |
| 131                                  | \$1,036,257,507.57                      | \$84,166,884.65                   | \$84,166,884.65                       |
|                                      |   | 8.1%                              | 8.1%                                  |
|                                      |   | <u><b>Total<br/>DBE Cert</b></u>  | <u><b>Total<br/>Overall Cert</b></u>  |
|                                      |   | \$101,805,418.42                  | \$101,805,418.42                      |
|                                      |   | 9.8%                              | 9.8%                                  |

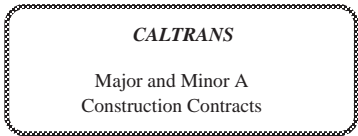
| <b>GOALS</b>    | <b>NO. OF<br/>CONTRACTS</b> | <b>CONTRACT<br/>PERCENTAGE</b> | <b>BID<br/>AMOUNT</b> | <b>DOLLAR<br/>PERCENT</b> |
|-----------------|-----------------------------|--------------------------------|-----------------------|---------------------------|
| <b>No Goals</b> | 1                           | 0.76                           | 2,417,000.30          | 0.23                      |
| <b>&lt;10%</b>  | 80                          | 61.07                          | 736,246,930.21        | 71.05                     |
| <b>=10%</b>     | 15                          | 11.45                          | 93,453,408.19         | 9.02                      |
| <b>&gt;10%</b>  | 35                          | 26.72                          | 204,140,168.87        | 19.70                     |
| <b>Total</b>    | 131                         | 100.0 %                        | \$1,036,257,507.57    | 100.0 %                   |

**GOAL RESULTS AT AWARD**

|                          |     |         |                    |         |
|--------------------------|-----|---------|--------------------|---------|
| <b>No Goals</b>          | 1   | 0.76    | 2,417,000.30       | 0.23    |
| <b>Good Faith Effort</b> | 13  | 9.92    | 206,013,208.55     | 19.88   |
| <b>Goals Met</b>         | 3   | 2.29    | 8,042,697.75       | 0.78    |
| <b>Goals Exceeded</b>    | 114 | 87.02   | 819,784,600.97     | 79.11   |
| <b>Total</b>             | 131 | 100.0 % | \$1,036,257,507.57 | 100.0 % |

**GOOD FAITH DENIALS**

|                  |     |       |
|------------------|-----|-------|
| Federal Projects | 9.0 | 6.9 % |
|------------------|-----|-------|



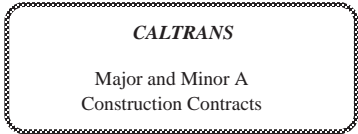
**DISTRICT 01**  
**AWARD TRACKER by District — MARCH 2015**

| Contract Number | Award Date | Dist/Co/Rte/PM         | Description of Work  | Bid Open Date | Fed Aid | Bond | Contractor                          | Awarded Amt \$        | Subcont UDDBE/DVBE Goal Cert   | Subcontract Amt (\$ Cert)                                   | Ethnic Group             | Const Type            |
|-----------------|------------|------------------------|--|---------------|---------|------|-------------------------------------|-----------------------|--|---|--------------------------|-----------------------|
| 01-0B4104       | 3/16/2015  | 01-Hum-101-R40.9/R41.2 | Rock Slope Protection And Underdrains                                  | 2/25/2015     | X       |      | MERCER-FRASER COMPANY               | 1,124,406.00          | VERIDICO GROUP. INC<br>A C DIKE CO<br>S.T. RHOADES<br>WATER COMPONENTS &<br>FRANK ZABEL TRUCKING | 7,035.00<br>5,500.00<br>40,181.00<br>13,881.65<br>60,500.00 | C<br>C<br>NA<br>C<br>H   | F<br>F<br>2<br>F<br>4 |
|                 |            |                        |  |               |         |      |                                     |                       | <b>DBE: 10%</b>  | <b>11.3%</b>  |                          | \$127,097.65          |
| 01-0B4604       | 3/27/2015  | 01-Hum-299-32.1        | Soldier Pile Retaining Wall, Concrete Barrier, Paving And Guardrailing | 2/12/2015     | X       |      | R. BROWN CONSTRUCTION COMPANY, INC. | 300,090.50            | ADANTA. INC<br>TRINITY VALLEY<br>A C DIKE CO<br>M & S ENVIRONMENTAL<br>S.T. RHOADES              | 3,300.00<br>4,475.00<br>4,307.00<br>1,760.00<br>46,310.00   | NA<br>NA<br>C<br>H<br>NA | F<br>7<br>F<br>6<br>5 |
|                 |            |                        |  |               |         |      |                                     |                       | <b>DBE: 18%</b>  | <b>20.0%</b>  |                          | \$60,152.00           |
|                 |            |                        |  |               |         |      |                                     | <b>Average DBE</b>    | <b>14.0%</b>   | <b>15.7%</b>  |                          |                       |
|                 |            |                        |  |               |         |      |                                     | <b>Average DVBE</b>   |  |   |                          |                       |
|                 |            |                        |  |               |         |      | <b>Total for District 01</b>        | <b>\$1,424,496.50</b> | <b>10</b>  |   |                          | <b>\$187,249.65</b>   |

**CALTRANS**  
Major and Minor A  
Construction Contracts

**DISTRICT 02**  
**AWARD TRACKER by District — MARCH 2015**

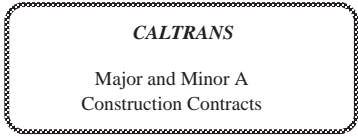
| Contract Number | Award Date | Dist/Co/Rte/PM    | Description of Work                            | Bid Open Date | Fed Aid | Bond | Contractor                         | Awarded Amt \$        | Subcont UDBE/DVBE Goal Cert                            | Subcontract Amt (\$ Cert)          | Ethnic Group   | Const Type          |
|-----------------|------------|-------------------|--|---------------|---------|------|------------------------------------|-----------------------|--|------------------------------------|----------------|---------------------|
| 02-0H0104       | 3/17/2015  | 02-Sis-89-0.0/7.0 | Place Hma With Replace Ac Surfacing            | 2/25/2015     |         |      | J.F. SHEA CONSTRUCTION, INC.       | 1,286,115.00          | DEPENDABLE PETROLEUM<br>ROLL'N ROCK<br>SAPPER WEST INC | 18,275.00<br>34,950.00<br>1,820.00 | DV<br>DV<br>DV | 4<br>5<br>7         |
|                 |            |                   |  |               |         |      |                                    |                       | <b>DVBE: 3%</b>  | <b>4.3%</b>                        |                | \$55,045.00         |
| 02-4G7204       | 3/3/2015   | 02-Sis-5, 89-VAR  | Bridge Maintenance, Polyester Concrete Overlay | 2/11/2015     |         |      | MYERS AND SONS<br>CONSTRUCTION, LP | 1,747,156.20          | USC SUPPLY<br>LEE CONTRACTORS AND<br>TITAN DVBE INC    | 20,226.70<br>1,500.00<br>35,760.00 | DV<br>DV<br>DV | 7<br>5<br>5         |
|                 |            |                   |  |               |         |      |                                    |                       | <b>DVBE: 3%</b>  | <b>3.3%</b>                        |                | \$57,486.70         |
|                 |            |                   |  |               |         |      |                                    | <b>Average DBE</b>    |  |                                    |                |                     |
|                 |            |                   |  |               |         |      |                                    | <b>Average DVBE</b>   | <b>3.0%</b>  | <b>3.8%</b>                        |                |                     |
|                 |            |                   |  |               |         |      | <b>Total for District 02</b>       | <b>\$3,033,271.20</b> |  | <b>6</b>                           |                | <b>\$112,531.70</b> |



**DISTRICT 03**  
**AWARD TRACKER by District — MARCH 2015**

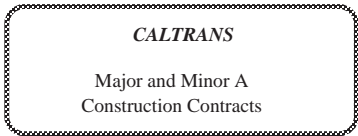
| Contract Number | Award Date | Dist/Co/Rte/PM                        | Description of Work   | Bid Open Date | Fed Aid | Bond | Contractor  | Awarded Amt \$        | Subcont UDBE/DVBE Goal Cert                       | Subcontract Amt (\$ Cert) | Ethnic Group | Const Type |
|-----------------|------------|---------------------------------------|---|---------------|---------|------|---|-----------------------|---|---------------------------|--------------|------------|
| 03-0G1704       | 3/25/2015  | 03-Pla-28-0.8/5.9, 10.5/11.1          | Micro-surfacing   | 3/5/2015      | X       |      | VSS INTERNATIONAL, INC.                             | 815,375.00            | FORCE TRAFFIC CONTROL.<br>FLORES SWEEPING SERVICE | 41.896.00<br>31.840.00    | C F<br>H     | 5<br>7     |
|                 |            |                                       |   |               |         |      |   |                       | <b>DBE: 9%      9.0%</b>                          | \$73,736.00               |              |            |
| 03-0G1904       | 3/20/2015  | 03-Sac-104-4.6/17.7                   | Hot Applied Chip Seal   | 3/3/2015      |         |      | AMERICAN PAVEMENT SYSTEMS, INC.                     | 1,119,748.00          | TITAN DVBE INC<br>GOLD & SONS TRUCKING            | 27.960.00<br>28.800.00    | DV<br>DV     | 5<br>4     |
|                 |            |                                       |   |               |         |      |   |                       | <b>DVBE: 5%      5.1%</b>                         | \$56,760.00               |              |            |
| 03-4f1304       | 3/2/2015   | 03-Sac,But-5, 50, 51, 80, 99, 191-VAR | Place High Friction Surface Treatment                               | 2/5/2015      | X       |      | WEST COAST STRUCTURES INC<br>DBA WESTERN STRUCTURES | 2,076,611.25          | AUSTIN ENTERPRISES<br>S.T. RHOADES                | 32,480.80<br>302,880.00   | H F<br>NA    | 2<br>2     |
|                 |            |                                       |   |               |         |      |   |                       | <b>DBE: 6%      16.1%</b>                         | \$335,360.80              |              |            |
| 03-4f3604       | 3/27/2015  | 03-Yol,ED,Sac-5, 50, 51-VAR           | Installation Of High Friction Surface Treatment At Three Locations. | 3/10/2015     | X       |      | AMERICAN CIVIL CONSTRUCTORS                         | 473,415.00            | CONSTRUCTION AREA                                 | 24,675.00                 | H F          | 5          |
|                 |            |                                       |   |               |         |      |   |                       | <b>DBE: 5%      5.2%</b>                          | \$24,675.00               |              |            |
| 03-4M7904       | 3/6/2015   | 03-But-99-24.5/30.2                   | Pcc Grinding & Replace Slabs, Ac Paving & Striping, Modify Signal   | 2/18/2015     |         |      | J.F. SHEA CONSTRUCTION, INC.                        | 1,015,075.00          | SAPPER WEST INC<br>LEE CONTRACTORS AND            | 1,820.00<br>124,606.00    | DV<br>DV     | 7<br>7     |
|                 |            |                                       |   |               |         |      |   |                       | <b>DVBE: 3%      12.5%</b>                        | \$126,426.00              |              |            |
|                 |            |                                       |   |               |         |      |   | <b>Average DBE</b>    | <b>6.7%      10.1%</b>                            |                           |              |            |
|                 |            |                                       |   |               |         |      |   | <b>Average DVBE</b>   | <b>4.0%      8.8%</b>                             |                           |              |            |
|                 |            |                                       |   |               |         |      | <b>Total for District 03</b>                        | <b>\$5,500,224.25</b> | <b>9</b>  | <b>\$616,957.80</b>       |              |            |





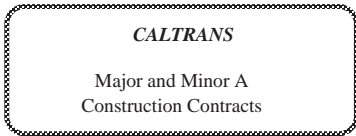
**DISTRICT 04**  
**AWARD TRACKER by District — MARCH 2015**

| Contract Number              | Award Date | Dist/Co/Rte/PM                 | Description of Work  | Bid Open Date | Fed Aid | Bond | Contractor                                       | Awarded Amt \$         | Subcont UDBE/DVBE Goal Cert   | Subcontract Amt (\$ Cert)  | Ethnic Group                         | Const Type                           |                                      |
|------------------------------|------------|--------------------------------|--|---------------|---------|------|--|------------------------|---|--|--------------------------------------|--------------------------------------|--------------------------------------|
| 04-013524                    | 3/19/2015  | 04-SF,Ala-80-8.6/8.9, 0.0/1.2  | Remove Bridge (portion) And Salvage Bridge Elements                    | 3/4/2015      |         |      | CALIFORNIA ENGINEERING CONTRACTORS INC/SILVERADO | 69,470,000.00          |   |  |                                      |                                      |                                      |
| 04-1637N4                    | 3/19/2015  | 04-SF-101-9.0                  | Modify And Extend Storm Drain Outfall With 54" Sw-hdpe Pipe.           | 3/12/2015     | X       |      | POWER ENGINEERING CONSTRUCTION COMPANY           | 2,417,000.30           |   |  |                                      |                                      |                                      |
|                              |            |                                |  |               |         |      |  |                        | <b>No Goal</b>  |  |                                      |                                      |                                      |
| 04-1J5204                    | 3/18/2015  | 04-SM,Ala-84-R28.8/R29.3, R0.5 | Install Sidewalk, Site Furnishings, Signs, Native Planting, Irrigation | 2/12/2015     |         |      | GORDON N. BALL, INC.                             | 799,514.00             | GECMS, INC<br>DVBE TRUCKING &   | 37,000.00<br>4,000.00  | DV<br>DV                             | 3<br>4                               |                                      |
|                              |            |                                |  |               |         |      |  |                        | <b>DVBE: 5%</b>   | <b>5.1%</b>  | \$41,000.00                          |                                      |                                      |
| 04-1SS574                    | 3/9/2015   | 04-Sol-80-19.6                 | Repair Drainage System   | 1/21/2015     |         |      | GORDON N. BALL, INC.                             | 169,451.00             | TITAN DVBE INC  | 8,999.13   | DV                                   | 5                                    |                                      |
|                              |            |                                |  |               |         |      |  |                        | <b>DVBE: 5%</b>   | <b>5.3%</b>  | \$8,999.13                           |                                      |                                      |
| 04-259404                    | 3/17/2015  | 04-Nap-29-25.5/28.4            | Overlay, Roadway Widening And Construct Two-way Left-turn Lanes.       | 2/18/2015     | X       |      | GHILOTTI BROS., INC.                             | 9,797,777.00           | SCHOTKA CONSTRUCTION<br>BAY LINE CONSTRUCTION<br>AUSTIN ENTERPRISES<br>A C DIKE CO<br>FRANK MEDINA GENERAL<br>WATER COMPONENTS &<br>CHAVEZ TRUCKING<br>A B S L CONSTRUCTION | 44,896.00<br>14,250.00<br>27,912.00<br>14,250.00<br>22,820.00<br>124,885.00<br>923,789.00<br>19,200.00 | C<br>H<br>H<br>C<br>H<br>C<br>H<br>H | F<br>F<br>F<br>F<br>F<br>F<br>F<br>F | 5<br>1<br>2<br>2<br>7<br>7<br>4<br>7 |
|                              |            |                                |  |               |         |      |  |                        | <b>DBE: 12%</b>   | <b>12.2%</b>   | \$1,192,002.00                       |                                      |                                      |
|                              |            |                                |  |               |         |      |  |                        | <b>Average DBE</b>  | <b>6.0%</b>  | <b>6.1%</b>                          |                                      |                                      |
|                              |            |                                |  |               |         |      |  |                        | <b>Average DVBE</b>   | <b>3.3%</b>  | <b>3.5%</b>                          |                                      |                                      |
| <b>Total for District 04</b> |            |                                |  |               |         |      |  | <b>\$82,653,742.30</b> | <b>11</b>   | <b>\$1,242,001.13</b>  |                                      |                                      |                                      |



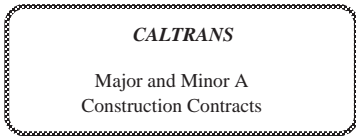
**DISTRICT 05**  
**AWARD TRACKER by District — MARCH 2015**

| Contract Number | Award Date | Dist/Co/Rte/PM                    | Description of Work   | Bid Open Date | Fed Aid | Bond | Contractor                   | Awarded Amt \$        | Subcont UDBE/DVBE Goal Cert            | Subcontract Amt (\$ Cert) | Ethnic Group | Const Type          |
|-----------------|------------|-----------------------------------|---|---------------|---------|------|------------------------------|-----------------------|--|---------------------------|--------------|---------------------|
| 05-0T5004       | 3/27/2015  | 05-Mon,SLO,SB,SCr-1, 101, 154-Var | Vista Point Rehabilitation And Install Interpretive Displays. | 2/11/2015     | X       |      | RSB GROUP, INC.              | 699,985.00            | URREA & SONS TRUCKING.<br>KELLIE AVILA | 28,000.00<br>6,650.00     | H<br>O F     | 4<br>5              |
|                 |            |                                   |   |               |         |      |                              |                       | <b>DBE: 10%</b>                        | <b>5.0%</b>               |              | \$34,650.00         |
| 05-1f8804       | 3/13/2015  | 05-SCr-152-T0.3/R2.0              | Slurry Seal Existing Roadbed.                                 | 2/18/2015     |         |      | VSS INTERNATIONAL, INC.      | 825,095.00            | SAMBRANO TRAFFIC<br>SAPPER WEST INC    | 79,010.00<br>3,345.00     | DV<br>DV     | 5<br>7              |
|                 |            |                                   |   |               |         |      |                              |                       | <b>DVBE: 5%</b>                        | <b>10.0%</b>              |              | \$82,355.00         |
|                 |            |                                   |   |               |         |      |                              | <b>Average DBE</b>    | <b>10.0%</b>                           | <b>5.0%</b>               |              |                     |
|                 |            |                                   |   |               |         |      |                              | <b>Average DVBE</b>   | <b>5.0%</b>                            | <b>10.0%</b>              |              |                     |
|                 |            |                                   |   |               |         |      | <b>Total for District 05</b> | <b>\$1,525,080.00</b> |  | <b>4</b>                  |              | <b>\$117,005.00</b> |



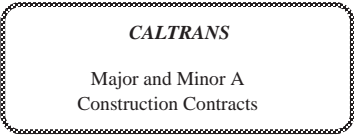
**DISTRICT 06**  
**AWARD TRACKER by District — MARCH 2015**

| Contract Number | Award Date | Dist/Co/Rte/PM      | Description of Work                    | Bid Open Date | Fed Aid | Bond | Contractor                   | Awarded Amt \$      | Subcont UDBE/DVBE     |             | Subcontract Amt (\$ Cert) | Ethnic Group | Const Type |
|-----------------|------------|---------------------|--|---------------|---------|------|------------------------------|---------------------|-----------------------|-------------|---------------------------|--------------|------------|
|                 |            |                     |  |               |         |      |                              |                     | Goal                  | Cert        |                           |              |            |
| 06-0S1904       | 3/17/2015  | 06-Tul-198-R3.8/6.7 | Construct Individual Slab Replacement. | 2/25/2015     |         |      | O'DONNELL CONSTRUCTION, INC. | 210,690.00          | GLOBAL ENVIRONMENTAL  |             | 2,320.00                  | DV           | 7          |
|                 |            |                     |  |               |         |      |                              |                     | E-NOR INNOVATIONS INC |             | 8,700.00                  | DV           | 5          |
|                 |            |                     |  |               |         |      |                              |                     | <b>DVBE: 5%</b>       | <b>5.2%</b> | \$11,020.00               |              |            |
|                 |            |                     |  |               |         |      |                              |                     | <b>Average DBE</b>    |             |                           |              |            |
|                 |            |                     |  |               |         |      |                              |                     | <b>Average DVBE</b>   | <b>5.0%</b> | <b>5.2%</b>               |              |            |
|                 |            |                     |  |               |         |      | <b>Total for District 06</b> | <b>\$210,690.00</b> |                       | <b>2</b>    | <b>\$11,020.00</b>        |              |            |



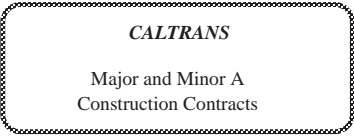
**DISTRICT 07**  
**AWARD TRACKER by District — MARCH 2015**

| Contract Number | Award Date | Dist/Co/Rte/PM       | Description of Work                              | Bid Open Date | Fed Aid | Bond | Contractor  | Awarded Amt \$        | Subcont UDBE/DVBE Goal Cert  | Subcontract Amt (\$ Cert)                   | Ethnic Group         | Const Type            |
|-----------------|------------|----------------------|--|---------------|---------|------|---|-----------------------|--|---|----------------------|-----------------------|
| 07-2W6504       | 3/6/2015   | 07-LA-57, 60, 71-Var | Treat Bridge Deck With Methacrylate.             | 2/5/2015      |         |      | WEST COAST STRUCTURES INC<br>DBA WESTERN STRUCTURES | 1,117,000.00          | WEST COAST STRUCTURES  | 1,117,000.00                                | DV                   | 2                     |
|                 |            |                      |  |               |         |      |   |                       | <b>DVBE: 3% 100.0%</b>   | \$1,117,000.00                              |                      |                       |
| 07-2W8404       | 3/19/2015  | 07-LA-57,101-Var     | Replace Concrete Channel And Pipe Lining.        | 3/5/2015      |         |      | VELARDE CONCRETE<br>CONSTRUCTION, INC.              | 491,115.00            | GLOBAL ENVIRONMENTAL<br>E-NOR INNOVATIONS INC<br>E-NOR INNOVATIONS INC<br>USC SUPPLY | 575.00<br>9,425.00<br>15,227.30<br>5,998.32 | DV<br>DV<br>DV<br>DV | 7<br>5<br>7<br>7      |
|                 |            |                      |  |               |         |      |   |                       | <b>DVBE: 5% 6.4%</b>   | \$31,225.62                                 |                      |                       |
| 07-2W8604       | 3/9/2015   | 07-LA-71-1.4/R3.6    | Cold Plane Ac Pavement And Place Rubberized Hma. | 2/18/2015     |         |      | AUTOBAHN CONSTRUCTION INC.                          | 1,030,661.00          | GLOBAL ENVIRONMENTAL<br>MALLARD CONSTRUCTION   | 19,545.00<br>11,950.00                      | DV<br>DV             | 7<br>5                |
|                 |            |                      |  |               |         |      |   |                       | <b>DVBE: 3% 3.1%</b>   | \$31,495.00                                 |                      |                       |
|                 |            |                      |  |               |         |      |   | <b>Average DBE</b>    |  |   |                      |                       |
|                 |            |                      |  |               |         |      |   | <b>Average DVBE</b>   | <b>3.7%</b>  | <b>36.5%</b>                                |                      |                       |
|                 |            |                      |  |               |         |      | <b>Total for District 07</b>                        | <b>\$2,638,776.00</b> |  | <b>7</b>                                    |                      | <b>\$1,179,720.62</b> |



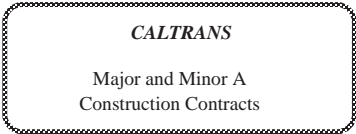
**DISTRICT 08**  
**AWARD TRACKER by District — MARCH 2015**

| Contract Number | Award Date | Dist/Co/Rte/PM                      | Description of Work                    | Bid Open Date | Fed Aid | Bond | Contractor                                       | Awarded Amt \$      | Subcont UDBE/DVBE Goal Cert             | Subcontract Amt (\$ Cert) | Ethnic Group | Const Type         |
|-----------------|------------|-------------------------------------|--|---------------|---------|------|--|---------------------|---|---------------------------|--------------|--------------------|
| 08-1C9004       | 3/19/2015  | 08-Riv,SBd-15, 60, 138 & 215-Varies | Bridge Rehab, And Repair Approach Slab | 2/24/2015     | X       |      | PETERSON-CHASE GENERAL ENGINEERING CONSTRUCTION, | 775,368.20          | AMERICAN STEEL PLACERS. CRUSH MATERIALS | 38,724.50<br>46,716.91    | NA<br>C F    | 1<br>7             |
|                 |            |                                     |  |               |         |      |  |                     | <b>DBE: 11%</b>                         | <b>11.0%</b>              |              |                    |
|                 |            |                                     |  |               |         |      |  |                     | <b>Average DBE</b>                      | <b>11.0%</b>              | <b>11.0%</b> |                    |
|                 |            |                                     |  |               |         |      |  |                     | <b>Average DVBE</b>                     |                           |              |                    |
|                 |            |                                     |  |               |         |      | <b>Total for District 08</b>                     | <b>\$775,368.20</b> |   | <b>2</b>                  |              | <b>\$85,441.41</b> |



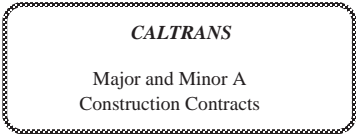
**DISTRICT 09**  
**AWARD TRACKER by District — MARCH 2015**

| Contract Number | Award Date | Dist/Co/Rte/PM            | Description of Work   | Bid Open Date | Fed Aid | Bond | Contractor                   | Awarded Amt \$        | Subcont UDBE/DVBE Goal Cert                 | Subcontract Amt (\$ Cert) | Ethnic Group | Const Type          |
|-----------------|------------|---------------------------|---|---------------|---------|------|------------------------------|-----------------------|---|---------------------------|--------------|---------------------|
| 09-335004       | 3/9/2015   | 09-Mno-395<br>-52.3/R53.7 | Slope Stabilization, Erosion Control And Plant Establishment. | 2/18/2015     | X       |      | PAPICH CONSTRUCTION CO. INC. | 5,799,999.00          | K R C SAFETY CO. INC.<br>WATER COMPONENTS & | 204,770.00<br>189,084.48  | NA<br>C F    | 5<br>7              |
|                 |            |                           |   |               |         |      |                              |                       | <b>DBE: 6%</b>                              | <b>6.8%</b>               |              |                     |
|                 |            |                           |   |               |         |      |                              |                       | <b>Average DBE</b>                          | <b>6.0%</b>               | <b>6.8%</b>  |                     |
|                 |            |                           |   |               |         |      |                              |                       | <b>Average DVBE</b>                         |                           |              |                     |
|                 |            |                           |   |               |         |      | <b>Total for District 09</b> | <b>\$5,799,999.00</b> |   | <b>2</b>                  |              | <b>\$393,854.48</b> |



**DISTRICT 10**  
**AWARD TRACKER by District — MARCH 2015**

| Contract Number | Award Date | Dist/Co/Rte/PM       | Description of Work                                 | Bid Open Date | Fed Aid | Bond | Contractor                   | Awarded Amt \$        | Subcont UDBE/DVBE Goal | Cert        | Subcontract Amt (\$ Cert) | Ethnic Group | Const Type |
|-----------------|------------|----------------------|---|---------------|---------|------|------------------------------|-----------------------|------------------------|-------------|---------------------------|--------------|------------|
| 10-1C9004       | 3/12/2015  | 10-Sta-132-41.0/51.0 | Repair Failed Areas And Rubberized Hma Resurfacing. | 2/24/2015     |         |      | GEORGE REED, INC.            | 1,465,344.00          | SAMBRANO TRAFFIC       |             | 53,370.00                 | DV           | 5          |
|                 |            |                      |   |               |         |      |                              |                       | <b>DVBE: 3%</b>        | <b>3.6%</b> | \$53,370.00               |              |            |
|                 |            |                      |   |               |         |      |                              | <b>Average DBE</b>    |                        |             |                           |              |            |
|                 |            |                      |   |               |         |      |                              | <b>Average DVBE</b>   | <b>3.0%</b>            | <b>3.6%</b> |                           |              |            |
|                 |            |                      |   |               |         |      | <b>Total for District 10</b> | <b>\$1,465,344.00</b> |                        | <b>1</b>    | <b>\$53,370.00</b>        |              |            |



**DISTRICT 11**  
**AWARD TRACKER by District — MARCH 2015**

| Contract Number | Award Date | Dist/Co/Rte/PM      | Description of Work                       | Bid Open Date | Fed Aid | Bond | Contractor                   | Awarded Amt \$          | Subcont UDBE/DVBE Goal Cert | Subcontract Amt (\$ Cert) | Ethnic Group | Const Type            |
|-----------------|------------|---------------------|---|---------------|---------|------|------------------------------|-------------------------|-----------------------------|---------------------------|--------------|-----------------------|
| 11-2M6404       | 3/9/2015   | 11-SD-67-R5.8/R18.5 | Cold Plane And Pave With Hot Mix Asphalt. | 2/18/2015     |         |      | HAZARD CONSTRUCTION COMPANY  | 619,967.50              | MALLARD CONSTRUCTION        | 32,208.50                 | DV           | 5                     |
|                 |            |                     |   |               |         |      |                              |                         | DVBE: 5%                    | 5.2%                      |              | \$32,208.50           |
|                 |            |                     |   |               |         |      |                              | Average DBE             |                             |                           |              |                       |
|                 |            |                     |   |               |         |      |                              | Average DVBE            | 5.0%                        | 5.2%                      |              |                       |
|                 |            |                     |   |               |         |      | <b>Total for District 11</b> | <b>\$619,967.50</b>     |                             | <b>1</b>                  |              | <b>\$32,208.50</b>    |
|                 |            |                     |   |               |         |      |                              | Average DBE             | 8.7%                        | 9.7%                      |              |                       |
|                 |            |                     |   |               |         |      |                              | Average DVBE            | 3.8%                        | 12.1%                     |              |                       |
|                 |            |                     |   |               |         |      | <b>Total for State</b>       | <b>\$105,646,958.95</b> |                             | <b>55</b>                 |              | <b>\$4,031,360.29</b> |



**AVERAGE DAYS TO AWARD / NUMBER of CONTRACTS AWARDED**

**March 2015**

(PER MONTH AND FISCAL YEAR)

|                   | <b>2007/08</b> |                   | <b>2008/09</b> |                   | <b>2009/10</b> |                   | <b>2010/11</b> |                   | <b>2011/12</b> |                   | <b>2012/13</b> |                   | <b>2013/14</b> |                   | <b>2014/15</b> |                   |
|-------------------|----------------|-------------------|----------------|-------------------|----------------|-------------------|----------------|-------------------|----------------|-------------------|----------------|-------------------|----------------|-------------------|----------------|-------------------|
|                   | Average Days   | Contracts Awarded | Average Days   | Contracts Awarded | Average Days   | Contracts Awarded | Average Days   | Contracts Awarded | Average Days   | Contracts Awarded | Average Days   | Contracts Awarded | Average Days   | Contracts Awarded | Average Days   | Contracts Awarded |
| <b>July</b>       | 14.32          | 25                | 13.86          | 21                | 24.59          | 46                | 42.00          | 15                | 35.06          | 16                | 22.6           | 20                | 36.8           | 10                | 26.12          | 17                |
| <b>August</b>     | 20.74          | 53                | 15.79          | 33                | 20.24          | 34                | 53.27          | 11                | 51.62          | 27                | 31.8           | 19                | 33.1           | 15                | 29.35          | 20                |
| <b>September</b>  | 17.04          | 50                | 18.02          | 45                | 21.17          | 23                | 39.70          | 10                | 33.80          | 15                | 26.6           | 14                | 34.8           | 11                | 38.21          | 24                |
| <b>October</b>    | 11.17          | 30                | 19.97          | 34                | 24.10          | 30                | 102.70         | 37                | 39.68          | 22                | 43.1           | 33                | 44.8           | 36                | 37.23          | 22                |
| <b>November</b>   | 18.25          | 32                | 14.74          | 23                | 24.59          | 27                | 60.74          | 38                | 35.68          | 25                | 45.8           | 36                | 39.8           | 22                | 31.78          | 32                |
| <b>December</b>   | 16.44          | 39                | 16.29          | 42                | 29.79          | 28                | 62.40          | 70                | 43.03          | 38                | 43.7           | 44                | 46.1           | 20                | 42.63          | 46                |
| <b>January</b>    | 18.57          | 30                | 19.40          | 30                | 28.19          | 32                | 54.18          | 61                | 46.06          | 31                | 38.1           | 18                | 45.4           | 13                | 47.36          | 25                |
| <b>February</b>   | 14.41          | 41                | 18.56          | 63                | 28.05          | 40                | 59.33          | 39                | 37.24          | 33                | 42.7           | 26                | 43.42          | 24                | 36.32          | 28                |
| <b>March</b>      | 13.85          | 54                | 17.71          | 69                | 22.85          | 61                | 30.78          | 51                | 39.48          | 56                | 44.1           | 42                | 34             | 31                | 23.04          | 24                |
| <b>April</b>      | 16.78          | 107               | 22.84          | 82                | 29.17          | 77                | 33.86          | 74                | 25.22          | 77                | 32.5           | 50                | 32.78          | 60                |                |                   |
| <b>May</b>        | 16.75          | 134               | 17.15          | 82                | 27.76          | 94                | 31.82          | 105               | 26.25          | 83                | 31.1           | 62                | 26.89          | 64                |                |                   |
| <b>June</b>       | 19.48          | 80                | 21.30          | 113               | 34.88          | 120               | 34.35          | 106               | 33.78          | 83                | 39             | 73                | 33.54          | 54                |                |                   |
| <b>FY Average</b> | <b>16.48</b>   | <b>675</b>        | <b>17.97</b>   | <b>637</b>        | <b>26.28</b>   | <b>612</b>        | <b>50.43</b>   | <b>617</b>        | <b>37.24</b>   | <b>506</b>        | <b>36.76</b>   | <b>437</b>        | <b>37.62</b>   | <b>360</b>        | <b>34.67</b>   | <b>238</b>        |