

State of California  
Department of Transportation  
Division of Engineering Services



---

Award Tracker Report

AUGUST 2015



## **Executive Summary**

The Award Tracker Report is published monthly by Caltrans Division of Engineering Services – Office Engineer (DES-OE) and is available for download through a link in the Contractor's Corner section of their website at [http://www.dot.ca.gov/hq/esc/oe/contractor\\_info/](http://www.dot.ca.gov/hq/esc/oe/contractor_info/). This report provides statewide and district specific state and federal-aid contract award data. The following specific information is included in the report.

- Summary of year-to-date state and federally funded contract award information
- Statewide summary of dollar values of Disadvantaged Business Enterprise (DBE) and Disabled Veteran Business Enterprise (DVBE) participation for both contract goals and commitments made by bidders
- Number of contract awards that met or exceeded the contract goals for DBE and DVBE participation
- DBE and DVBE goal results including the number of good faith efforts and denials for DBE participation and the number of goals met or exceeded
- Monthly district project award information such as contract number, prime contractor, and DBE/ DVBE goal and commitment, including the names of the DBE/DVBE firms and the committed dollar amounts

### **August 2015 – Page 1 of 14**

- For the month of August 2015, the Office Engineer awarded 26 contracts, for a total bid amount of \$46,186,905.89.
- Of the 26 contracts, 25 were federally funded for a total of \$45,836,380.89. The DBE participation for the contract goals was \$4,304,597.35 (9.4%) and the cert amount was \$5,718,399.27. (12.5%).
- Of the 26 contracts, 1 was state funded for a total of \$350,525.00. The DVBE participation for contract goal was \$17,526.25 (5.0%) and the cert amount was \$98,186.00 (28.0%).

### **DBE and DVBE Totals for State Fiscal Year July 1, 2015 – August 31, 2015 – Page 2 of 14**

- For the 2015/2016 State Fiscal Year, the Office Engineer awarded 57 contracts for a total bid amount of \$131,688,571.98.
- Of the 57 contracts, 54 were federally funded for a total bid amount of \$130,501,453.54. The DBE participation for contract goals was \$13,250,339.11 (10.2%) and the committed amount was \$16,713,197.23 (12.8%).
- Of the 57 contracts, 3 were State funded for a total bid amount of \$1,187,118.44. The DVBE participation for contract goals was \$59,355.92 (5.0%) and the cert amount was \$222,771.74 (18.8%).

### **State Contracts for State Fiscal Year July 1, 2015 – August 31, 2015 – Page 3 of 14**

- For the 2015/2016 State Fiscal Year, the Office Engineer awarded 3 state funded contracts for a total bid amount of \$1,187,118.44.
- The DVBE participation for contract goals was \$59,355.92 (5.0%) and the cert amount was \$79,600.74 (6.7%).

### **Federal Contracts for Federal Fiscal Year October 1, 2014 – August 31, 2015 – Page 4 of 14**

- For the 2015/2016 Federal Fiscal Year, the Office Engineer awarded 267 federally funded contracts, for a total bid amount of \$1,423,689,043.70.
- The claimed DBE participation for contract goals was \$120,424,946.18 (8.5%) and the cert amount was \$148,790,249.38 (10.5%).

## AUGUST 2015

<u>Total No Contracts</u>	<u>Total Payment</u>	<u>Total State Payment</u>	<u>Total Federal Payment</u>	<u>Total DVBE Goals</u>	<u>Total DBE Goals</u>	<u>Total Overall Goals</u>
26	\$46,186,905.89	\$350,525.00	\$45,836,380.89	\$17,526.25	\$4,304,597.35	\$4,322,123.60
				5.0%	9.4%	9.4%
<u>State Contracts</u>	<u>Federal Contracts</u>			<u>Total DVBE Cert</u>	<u>Total DBE Cert</u>	<u>Total Overall Cert</u>
1	25			\$98,186.00	\$5,718,399.27	\$5,816,585.27
				28.0%	12.5%	12.6%

<u>GOALS</u>	<u>NO. OF CONTRACTS</u>	<u>CONTRACT PERCENTAGE</u>	<u>BID AMOUNT</u>	<u>DOLLAR PERCENT</u>
No Goals	0	0.00	0.00	0.00
< 10%	13	50.00	27,237,117.31	58.97
= 10%	1	3.85	4,097,371.50	8.87
> 10%	12	46.15	14,852,417.08	32.16
<b>Total</b>	<u>26</u>	<u>100.0%</u>	<u>\$46,186,905.89</u>	<u>100.0 %</u>

### GOAL RESULTS AT AWARD

No Goals	0	0.00	0.00	0.00
Good Faith Effort	1	3.85	680,000.00	1.47
Goals Met	0	0.00	0.00	0.00
Goals Exceeded	25	96.15	45,506,905.89	98.53
<b>Total</b>	<u>26</u>	<u>100.0 %</u>	<u>\$46,186,905.89</u>	<u>100.0 %</u>

### GOOD FAITH DENIALS

State Projects	0.0	0.0 %
Federal Projects	0.0	0.0 %

**DBE/DVBE TOTALS**  
**State Fiscal Year 2015-16**  
**July 1, 2015 - August 31, 2015**

<u>Total No Contracts</u>	<u>Total Payment</u>	<u>Total State Payment</u>	<u>Total Federal Payment</u>	<u>Total DVBE Goals</u>	<u>Total DBE Goals</u>
57	\$131,688,571.98	\$1,187,118.44	\$130,501,453.54	\$59,355.92	\$13,250,339.11
				5.0%	10.2%
<u>State Contracts</u>	<u>Federal Contracts</u>			<u>Total DVBE Cert</u>	<u>Total DBE Cert</u>
3	54			\$222,771.74	\$16,713,197.23
				18.8%	12.8%

<b>GOALS</b>	<b>NO. OF CONTRACTS</b>	<b>CONTRACT PERCENTAGE</b>	<b>BID AMOUNT</b>	<b>DOLLAR PERCENT</b>
<b>No Goals</b>	0	0.00	0.00	0.00
<b>&lt;10%</b>	29	50.88	67,156,988.30	51.00
<b>=10%</b>	3	5.26	6,452,507.72	4.90
<b>&gt;10%</b>	25	43.86	58,079,075.96	44.10
<b>Total</b>	57	100.0%	\$131,688,571.98	100.0%

<b>GOAL RESULTS AT AWARD</b>				
<b>No Goals</b>	0	0.00	0.00	0.00
<b>Good Faith Effort</b>	4	7.02	9,907,930.50	7.52
<b>Goals Met</b>	1	1.75	698,676.70	0.53
<b>Goals Exceeded</b>	52	91.23	121,081,964.78	91.95
<b>Total</b>	57	100.0 %	\$131,688,571.98	100.0 %

<b>GOOD FAITH DENIALS</b>		
State Projects	0.0	0.0%
Federal Projects	2.0	3.7%

STATE FUNDED PROJECTS  
 State Fiscal Year 2015-16  
 July 1, 2015 - August 31, 2015

<u>Total No Contracts</u>	<u>Total Payment</u>	<u>Total State Payment</u>	<u>Total DVBE Goals</u>	<u>Total Overall Goals</u>
3	\$1,187,118.44	\$1,187,118.44	\$59,355.92	\$59,355.92
			5.0%	5.0%
			<u>Total DVBE Cert</u>	<u>Total Overall Cert</u>
			\$79,600.74	\$79,600.74
			6.7%	6.7%

<b>GOALS</b>	<b>NO. OF CONTRACTS</b>	<b>CONTRACT PERCENTAGE</b>	<b>BID AMOUNT</b>	<b>DOLLAR PERCENT</b>
<b>No Goals</b>	0	0.00	0.00	0.00
<b>&lt;10%</b>	3	100.00	1,187,118.44	100.00
<b>=10%</b>	0	0.00	0.00	0.00
<b>&gt;10%</b>	0	0.00	0.00	0.00
<b>Total</b>	3	100.0%	\$1,187,118.44	100.0%

<b>GOAL RESULTS AT AWARD</b>				
<b>No Goals</b>	0	0.00	0.00	0.00
<b>Good Faith Effort</b>	0	0.00	0.00	0.00
<b>Goals Met</b>	0	0.00	0.00	0.00
<b>Goals Exceeded</b>	3	100.00	1,187,118.44	100.00
<b>Total</b>	3	100.0 %	\$1,187,118.44	100.0 %

<b>GOOD FAITH DENIALS</b>				
State Projects	0.0	0.0 %		

**FEDERAL FUNDED PROJECTS  
FEDERAL FISCAL YEAR 2014-15  
October 1, 2014 - August 31, 2015**

<u><b>Total No Contracts</b></u>	<u><b>Total Federal Payment</b></u>	<u><b>Total DBE Goals</b></u>	<u><b>Total Overall Goals</b></u>
267	\$1,423,689,043.70	\$120,424,946.18	\$120,424,946.18
		8.5%	8.5%
		<u><b>Total DBE Cert</b></u>	<u><b>Total Overall Cert</b></u>
		\$148,790,249.38	\$149,280,580.38
		10.5%	10.5%

<b>GOALS</b>	<b>NO. OF CONTRACTS</b>	<b>CONTRACT PERCENTAGE</b>	<b>BID AMOUNT</b>	<b>DOLLAR PERCENT</b>
<b>No Goals</b>	1	0.37	2,417,000.30	0.17
<b>&lt;10%</b>	145	54.31	971,336,804.94	68.23
<b>=10%</b>	24	8.99	117,766,964.41	8.27
<b>&gt;10%</b>	97	36.33	332,168,274.05	23.33
<b>Total</b>	267	100.0 %	\$1,423,689,043.70	100.0 %

**GOAL RESULTS AT AWARD**

<b>No Goals</b>	1	0.37	2,417,000.30	0.17
<b>Good Faith Effort</b>	20	7.49	235,600,793.56	16.55
<b>Goals Met</b>	5	1.87	9,155,473.55	0.64
<b>Goals Exceeded</b>	241	90.26	1,176,515,776.29	82.64
<b>Total</b>	267	100.0 %	\$1,423,689,043.70	100.0 %

**GOOD FAITH DENIALS**

Federal Projects	12.0	4.5 %
------------------	------	-------

**CALTRANS**

Major and Minor A  
Construction Contracts

**DISTRICT 01**  
**AWARD TRACKER by District — AUGUST 2015**

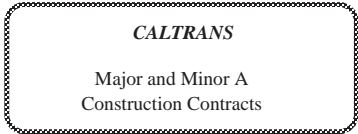
Contract Number	Award Date	Dist/Co/Rte/PM	Description of Work	Bid Open Date	Fed Aid	Bond	Contractor	Awarded Amt \$	Subcont UDBe/DVBE Goal Cert	Subcontract Amt (\$ Cert)	Ethnic Group	Const Type										
01-0A3204	8/19/2015	01-Hum-299 -30.2/30.6	Widen Roadway, Construct Hma Overlay, Drainage And Guardrail	7/28/2015	X		R. BROWN CONSTRUCTION COMPANY, INC.	1,858,087.50	A C DIKE CO	7,917.00	C	F	1									
									TRINITY VALLEY	29,750.00	NA		7									
									M & S ENVIRONMENTAL	207,053.00	H		6									
									<b>DBE: 12%</b>	<b>13.2%</b>	\$244,720.00											
01-0B3404	8/20/2015	01-Hum-36-22.8/27.7	Reconstruct Roadway & Drainage	7/29/2015	X		MERCER FRASER COMPANY	1,489,626.00	S.T. RHOADES	297,540.00	NA		5									
									A C DIKE CO	12,720.00	C	F	1									
									WATER COMPONENTS & MASKELL PIPE & SUPPLY	12,745.87	C	F	7									
									<b>DBE: 9%</b>	<b>23.1%</b>	\$344,040.67											
01-0b5704	8/13/2015	01-Men-253-6.9	Construct Soldier Pile Wall	7/21/2015	X		MENDOCINO CONSTRUCTION SERVICES, INC.	2,477,668.00	BOUTHILLIER	455,480.00	C	F	1									
																		<b>DBE: 12%</b>	<b>18.4%</b>	\$455,480.00		
01-0E2604	8/19/2015	01-DN-101-20.4/23.6	Cold Plane Ac, Place Hma Type A, Place High Friction Surface Treatment	7/22/2015	X		MERCER FRASER COMPANY	3,267,122.50	BLACK DIAMOND ASPHALT.	290,452.00	B	F	7									
									FRANK ZABEL TRUCKING	90,400.00	H		4									
																		<b>DBE: 5%</b>	<b>11.7%</b>	\$380,852.00		
01-463924	8/25/2015	01-Hum-VAR-VAR	Reconstruct Guard Railing.	8/5/2015	X		APEX FENCE COMPANY INC	4,097,371.50	FRANK MEDINA GENERAL	704,072.50	H		2									
									A C DIKE CO	118,545.00	H		1									
																		<b>DBE: 10%</b>	<b>20.1%</b>	\$822,617.50		
01-4939U4	8/20/2015	01-Men-20, 162 -7.14/29.18, 5.28/22.45	Construct Turnouts	7/21/2015	X		GRANITE CONSTRUCTION COMPANY	1,165,212.50	AUSTIN ENTERPRISES	17,525.00	H	F	2									
									A C DIKE CO	4,499.00	C	F	1									
									FORCE TRAFFIC CONTROL.	42,720.00	C	F	5									
									A B S L CONSTRUCTION	20,300.00	H		2									
									ADANTA, INC	1,275.00	NA	F	7									
									TULLY CONSULTING	625.00	H	F										
									<b>DBE: 7%</b>	<b>7.5%</b>	\$86,944.00											

**CALTRANS**  
Major and Minor A  
Construction Contracts

**DISTRICT 01**  
**AWARD TRACKER by District — AUGUST 2015**

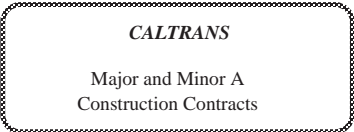
Contract Number	Award Date	Dist/Co/Rte/PM	Description of Work	Bid Open Date	Fed Aid	Bond	Contractor	Awarded Amt \$	Subcont UDBE/DVBE Goal	Cert	Subcontract Amt (\$ Cert)	Ethnic Group	Const Type
								Average DBE	9.2%	15.6%			
								Average DVBE					
							<b>Total for District 01</b>	<b>\$14,355,088.00</b>		<b>18</b>	<b>\$2,334,654.17</b>		





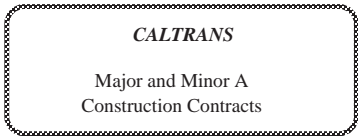
**DISTRICT 02**  
**AWARD TRACKER by District — AUGUST 2015**

Contract Number	Award Date	Dist/Co/Rte/PM	Description of Work	Bid Open Date	Fed Aid	Bond	Contractor	Awarded Amt \$	Subcont UDBE/DVBE Goal Cert	Subcontract Amt (\$ Cert)	Ethnic Group	Const Type
02-0h2904	8/13/2015	02-Sha,Sis-89, 97-VAR	Ground-in Rumble Strips, Striping And Markers	7/15/2015	X		CENTRAL STRIPING SERVICE, INC.	556,330.00	APPIAN UDBE SWPPPS FLASH TRAFFIC, INC. TULLY CONSULTING GROUP APEX UNIVERSAL, INC	1,900.00 2,200.00 6,625.00 6,900.00	B H H AP	F F F 7
									<b>DBE: 3%</b>	<b>3.2%</b>		\$17,625.00
02-3E8004	8/31/2015	02-Sha-273-15.0/15.8	Construct And Modify Ada Curb Ramps	7/15/2015	X		STIMPEL-WIEBELHAUS ASSOCIATES INC.	756,713.00	T AND S DVBE, INC. TULLY CONSULTING GROUP FLASH TRAFFIC, INC NORTHERN INDUSTRIAL APPIAN UDBE SWPPPS	80,000.00 625.00 2,700.00 42,285.00 1,900.00	C H H C B	F F F F F
									<b>DBE: 14%</b>	<b>16.9%</b>		\$127,510.00
02-4E8904	8/20/2015	02-Sha-299-47.5/48.1	Earthwork, Hma, Concrete Box Culvert And Weirs, And Drainage.	7/30/2015	X		J. F. SHEA CONSTRUCTION, INC.	1,983,967.00	T AND S DVBE, INC. A C DIKE CO TYRRELL RESOURCES, INC.	147,800.00 4,504.50 79,523.00	C C C	F F F
									<b>DBE: 12%</b>	<b>11.7%</b>		\$231,827.50
								<b>Average DBE</b>	<b>9.7%</b>	<b>10.6%</b>		
								<b>Average DVBE</b>				
							<b>Total for District 02</b>	<b>\$3,297,010.00</b>		<b>12</b>		<b>\$376,962.50</b>



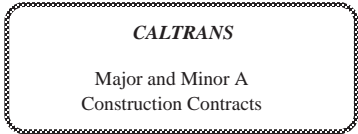
**DISTRICT 04**  
**AWARD TRACKER by District — AUGUST 2015**

Contract Number	Award Date	Dist/Co/Rte/PM	Description of Work	Bid Open Date	Fed Aid	Bond	Contractor	Awarded Amt \$	Subcont UDBE/DVBE Goal Cert	Subcontract Amt (\$ Cert)	Ethnic Group	Const Type	
04-2e8604	8/31/2015	04-Ala-580-R33.4	Construct Retaining Wall, Planting, And Modify Lighting.	8/11/2015	X		GORDON N. BALL, INC.	1,649,952.00	FRANK MEDINA GENERAL	19,640.00	H	7	
									RUPERT CONSTRUCTION	23,464.97	C	F	7
									CIRIMELE ELECTRIC WORKS	46,000.00	C	F	5
									SCHOTKA CONSTRUCTION	19,490.00	C	F	5
									K R C SAFETY CO. INC.	4,300.00	NA		5
									PC&N CONSTRUCTION, INC	23,708.00	C	F	7
									A C DIKE CO	7,726.50	C	F	1
									FLASH TRAFFIC, INC.	1,900.00	H	F	5
									JJ NGUYEN, INC.	89,690.00	AP		6
									TULLY CONSULTING GROUP	625.00	H	F	7
APPIAN UDBE SWPPPS	3,600.00	B	F	7									
								<b>DBE: 12%</b>	<b>14.6%</b>	\$240,144.47			
04-3G7104	8/24/2015	04-Ala-238, 580, 680, 880-Various	Construct Roadside Paving And Maintenance Vehicle Pullout	7/21/2015	X		PACIFIC INFRASTRUCTURE CONSTRUCTION, LLC	964,468.00	BRADLEY TANKS, INC.	148,840.00	AP	F	4
									ADANTA, INC	3,775.00	NA	F	7
									TULLY CONSULTING GROUP	625.00	H	F	7
									CMC TRAFFIC CONTROL	35,000.00	C	F	5
									ALL CITY TRUCKING	22,000.00	AS		4
									SCHOTKA CONSTRUCTION	37,360.00	C	F	5
04-4S2204	8/5/2015	04-Mrn-1-11.0	Construct Retaining Wall, Road, Drainage, And Landscape.	7/1/2015	X		GHILOTTI CONSTRUCTION CO. INC.	1,704,874.00	SUPERIOR HYDRO-SEEDING	30,817.20	C	F	6
									R&S TRUCKING, INC	174,400.00	C	F	4
									RUPERT CONSTRUCTION	49,838.33	C	F	7
									A B S L CONSTRUCTION	8,800.00	H		2
								<b>Average DBE</b>	<b>17.3%</b>	<b>18.6%</b>			
								<b>Average DVBE</b>					
<b>Total for District 04</b>								<b>\$4,319,294.00</b>		<b>21</b>		<b>\$751,600.00</b>	



**DISTRICT 05**  
**AWARD TRACKER by District — AUGUST 2015**

Contract Number	Award Date	Dist/Co/Rte/PM	Description of Work	Bid Open Date	Fed Aid	Bond	Contractor	Awarded Amt \$	Subcont UDBE/DVBE Goal Cert	Subcontract Amt (\$ Cert)	Ethnic Group	Const Type	
05-0r5104	8/26/2015	05-Mon,SCr-1, 9, 68, 218-Various	Construct Curb Ramps, Sidewalks, And Modify Signal And Lightings.	7/21/2015	X		PACIFIC INFRASTRUCTURE CONSTRUCTION, LLC	1,092,510.00	KELLIE AVILA	80,591.00	DV	F	5
									SUPER SEAL & STRIPE. INC	46,021.00	C	F	7
									APPIAN UDBE SWPPPS	700.00	B	F	7
									AUSTIN ENTERPRISES	6,420.00	H	F	2
									SAM'S EQUIPMENT &	36,600.00	NA		7
<b>DBE: 15%</b>									<b>7.4%</b>	<b>\$170,332.00</b>			
05-1a7604	8/12/2015	05-Mon-1-R77.6/R85.3	Grind Pcc Traveled Lanes, Cold Plane And Pave Ac Shoulders And Ramps.	7/23/2015	X		GRANITE CONSTRUCTION COMPANY	7,122,069.98	A C DIKE CO	28,840.00	C	F	1
									LA FIRMA INC.	650.00	NA		7
									CINDY TRUMP INC DBA	211,200.00	C	F	7
									A B S L CONSTRUCTION	18,600.00	H		2
									DRAGON MATERIAL	422,000.00	H	F	4
<b>DBE: 8%</b>									<b>9.6%</b>	<b>\$681,290.00</b>			
05-1c1304	8/25/2015	05-SLO-1-R12.6	Construct Sidewalk And Install Concrete Barrier With Crash Cushions	8/11/2015			SOUZA CONSTRUCTION INC	350,525.00	MALLARD CONSTRUCTION	1,500.00	DV		7
									MALLARD CONSTRUCTION	16,095.00	DV		5
									<b>DVBE: 5%</b>				
<b>Average DBE</b>									<b>11.5%</b>	<b>12.6%</b>			
<b>Average DVBE</b>									<b>5.0%</b>	<b>5.0%</b>			
<b>Total for District 05</b>								<b>\$8,565,104.98</b>	<b>12</b>	<b>\$869,217.00</b>			



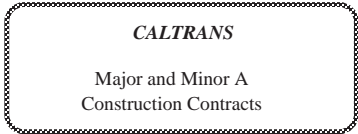
**DISTRICT 06**  
**AWARD TRACKER by District — AUGUST 2015**

Contract Number	Award Date	Dist/Co/Rte/PM	Description of Work	Bid Open Date	Fed Aid	Bond	Contractor	Awarded Amt \$	Subcont UDBe/DVBE		Subcontract Amt (\$ Cert)	Ethnic Group	Const Type	
									Goal	Cert				
06-0E3404	8/12/2015	06-Ker-99-21.7/24.7	Construct Maintenance Vehicle Pullouts And Gore Area Textured Paving.	6/4/2015	X		STL LANDSCAPE, INC.	680,000.00	ACE FENCE COMPANY		46,720.00	AP	F	7
									A C DIKE CO		4,500.00	C	F	1
									PEREZ ASPHALT		75,832.95	H	F	2
									ALFRED CIVIL		600.00	B		7
									FULL TRAFFIC		7,567.50	B		5
			<b>DBE: 20%</b>	<b>19.9%</b>	\$135,220.45									
06-0S2704	8/18/2015	06-Ker-395 -0.0/R23.4	Resurface Existing Pavement With Rhma (gap Graded).	7/23/2015	X		GRANITE CONSTRUCTION COMPANY	4,903,682.00	PSF TRUCKING INC		102,141.00	C	F	4
									AUSTIN ENTERPRISES		125,040.00	H	F	2
									MANERI TRAFFIC CONTROL		15,680.00	H	F	5
									FLASH TRAFFIC, INC.		9,200.00	H	F	5
									TULLY CONSULTING GROUP		625.00	H	F	7
K R C SAFETY CO. INC.		150,789.55	H	F	5									
			<b>DBE: 7%</b>	<b>8.2%</b>	\$403,475.55									
06-0S2804	8/17/2015	06-Ker-58-R136.0/R143.8	Cold Plane Ac Pavement And Resurface With Rhma (gap Graded).	7/21/2015	X		PAVE-TECH INC.	3,783,110.70	K R C SAFETY CO. INC.		98,243.70	NA		5
									A C DIKE CO		5,197.50	C	F	1
									DRAGON MATERIAL		201,447.00	H	F	4
			<b>DBE: 7%</b>	<b>8.1%</b>	\$304,888.20									
06-0S7404	8/17/2015	06-Fre,Kin,Tul-5, 41, 168, 180, 198-Varies	Remove And Replace Sign Panels.	7/14/2015	X		PETERSON-CHASE GENERAL ENGINEERING CONSTRUCTION,	1,525,426.00	G & C EOUIPMENT CORP.		37,135.21	B		5
												<b>DBE: 2%</b>	<b>2.4%</b>	\$37,135.21
06-0S7504	8/5/2015	06-Ker-5, 58, 99, 178-var	Remove And Replace Sign Panels.	7/16/2015	X		STATEWIDE TRAFFIC SAFETY & SIGNS INC.	1,333,322.80	E-NOR INNOVATIONS INC.		67,000.00	B		5
												<b>DBE: 5%</b>	<b>5.0%</b>	\$67,000.00
06-0S9304	8/18/2015	06-Fre,Ker,Mad,Tul -58, 63, 65, 137, 145, etc-Var	Modify Signals	7/22/2015	X		PELAGIC ENGINEERING	235,905.00	G & C EOUIPMENT CORP.		34,612.79	B		7
												<b>DBE: 14%</b>	<b>14.7%</b>	\$34,612.79

**CALTRANS**  
Major and Minor A  
Construction Contracts

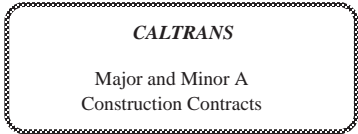
**DISTRICT 06**  
**AWARD TRACKER by District — AUGUST 2015**

Contract Number	Award Date	Dist/Co/Rte/PM	Description of Work	Bid Open Date	Fed Aid	Bond	Contractor	Awarded Amt \$	Subcont UDBE/DVBE Goal	Cert	Subcontract Amt (\$ Cert)	Ethnic Group	Const Type
								Average DBE	9.2%	9.7%			
								Average DVBE					
							<b>Total for District 06</b>	<b>\$12,461,446.50</b>		<b>17</b>	<b>\$982,332.20</b>		



**DISTRICT 07**  
**AWARD TRACKER by District — AUGUST 2015**

Contract Number	Award Date	Dist/Co/Rte/PM	Description of Work	Bid Open Date	Fed Aid	Bond	Contractor	Awarded Amt \$	Subcont UDBe/DVBE Goal Cert	Subcontract Amt (\$ Cert)	Ethnic Group	Const Type	
07-2w6804	8/3/2015	07-LA-5,110,134-Var	Treat Bridge Deck With Methacrylate And Replace Joint Seals.	7/14/2015	X		TRUESDELL CORP. OF WI, INC. DBA TRUESDELL CORP. MIDWEST	488,488.00	BARYEH CONSTRUCTION MANERI TRAFFIC CONTROL	53,600.00 58,860.00	B H	F F	3 5
								<b>DBE: 13%</b>	<b>23.0%</b>	\$112,460.00			
07-2w7404	8/31/2015	07-LA-110-VARIOUS	Treat Bridge Deck With Methacrylate And Replace Joint Seals.	6/24/2015	X		J. MCLOUGHLIN ENGINEERING CO., INC.	959,784.58	K R C SAFETY CO. INC. ROUGH REBAR. INC. RD CONSTRUCTION	3,956.00 15,506.00 165,890.50	NA C H	F F	5 1 3
								<b>DBE: 16%</b>	<b>19.3%</b>	\$185,352.50			
07-2w7604	8/31/2015	07-LA-5, 118, 210-Var	Treat Bridge Deck With Methacrylate And Replace Joint Seals.	8/5/2015	X		PETERSON-CHASE GENERAL ENGINEERING CONSTRUCTION,	960,034.76	SUPER SEAL & STRIPE. INC ALFRED CIVIL AURORA INDUSTRIAL RUPERT CONSTRUCTION FULL TRAFFIC	63,512.60 500.00 13,260.00 9,588.96 3,734.34	C B C C H	F F	5 7 7 3 5
								<b>DBE: 9%</b>	<b>9.4%</b>	\$90,595.90			
								<b>Average DBE</b>	<b>12.7%</b>	<b>17.3%</b>			
								<b>Average DVBE</b>					
<b>Total for District 07</b>								<b>\$2,408,307.34</b>		<b>10</b>	<b>\$388,408.40</b>		



**DISTRICT 10**  
**AWARD TRACKER by District — AUGUST 2015**

Contract Number	Award Date	Dist/Co/Rte/PM	Description of Work	Bid Open Date	Fed Aid	Bond	Contractor	Awarded Amt \$	Subcont UDBE/DVBE Goal Cert	Subcontract Amt (\$ Cert)	Ethnic Group	Const Type
10-0v6504	8/26/2015	10-Cal,SJ-12,26-Var	Construct Rumble Strips.	8/4/2015	X		CENTRAL STRIPING SERVICE, INC.	650,070.07	ADANTA. INC FORCE TRAFFIC CONTROL. TULLY CONSULTING GROUP APEX UNIVERSAL. INC	1,275.00 11,200.00 2,500.00 5,958.00	NA C H AP	F F F 7
									<b>DBE: 3%</b>	<b>3.2%</b>		
										\$20,933.00		
10-0Y6804	8/5/2015	10-SJ-88-15.4/19.4	Construct Rumble Strips.	7/16/2015	X		CHRISP COMPANY	130,585.00	K R C SAFETY CO. INC.	11,887.00	NA	5
									<b>DBE: 7%</b>	<b>9.1%</b>		
									<b>Average DBE</b>	<b>5.0%</b>	<b>6.2%</b>	
									<b>Average DVBE</b>			
							<b>Total for District 10</b>	<b>\$780,655.07</b>		<b>5</b>		<b>\$32,820.00</b>
									<b>Average DBE</b>	<b>10.5%</b>	<b>13.2%</b>	
									<b>Average DVBE</b>	<b>5.0%</b>	<b>5.0%</b>	
							<b>Total for State</b>	<b>\$46,186,905.89</b>		<b>95</b>		<b>\$5,735,994.27</b>

**AVERAGE DAYS TO AWARD / NUMBER of CONTRACTS AWARDED**  
(PER MONTH AND FISCAL YEAR)

**August 2015**

	<b>2008/09</b>		<b>2009/10</b>		<b>2010/11</b>		<b>2011/12</b>		<b>2012/13</b>		<b>2013/14</b>		<b>2014/15</b>		<b>2015/16</b>	
	Average Days	Contracts Awarded	Average Days	Contracts Awarded	Average Days	Contracts Awarded	Average Days	Contracts Awarded	Average Days	Contracts Awarded	Average Days	Contracts Awarded	Average Days	Contracts Awarded	Average Days	Contracts Awarded
<b>July</b>	13.86	21	24.59	46	42.00	15	35.06	16	22.6	20	36.8	10	26.12	17	35.94	31
<b>August</b>	15.79	33	20.24	34	53.27	11	51.62	27	31.8	19	33.1	15	29.35	20	29.23	26
<b>September</b>	18.02	45	21.17	23	39.70	10	33.80	15	26.6	14	34.8	11	38.21	24		
<b>October</b>	19.97	34	24.10	30	102.70	37	39.68	22	43.1	33	44.8	36	37.23	22		
<b>November</b>	14.74	23	24.59	27	60.74	38	35.68	25	45.8	36	39.8	22	31.78	32		
<b>December</b>	16.29	42	29.79	28	62.40	70	43.03	38	43.7	44	46.1	20	42.63	46		
<b>January</b>	19.40	30	28.19	32	54.18	61	46.06	31	38.1	18	45.4	13	47.36	25		
<b>February</b>	18.56	63	28.05	40	59.33	39	37.24	33	42.7	26	43.42	24	36.32	28		
<b>March</b>	17.71	69	22.85	61	30.78	51	39.48	56	44.1	42	34	31	23.04	24		
<b>April</b>	22.84	82	29.17	77	33.86	74	25.22	77	32.5	50	32.78	60	27.02	48		
<b>May</b>	17.15	82	27.76	94	31.82	105	26.25	83	31.1	62	26.89	64	33.43	75		
<b>June</b>	21.30	113	34.88	120	34.35	106	33.78	83	39	73	33.54	54	33.72	71		
<b>FY Average</b>	<b>17.97</b>	<b>637</b>	<b>26.28</b>	<b>612</b>	<b>50.43</b>	<b>617</b>	<b>37.24</b>	<b>506</b>	<b>36.76</b>	<b>437</b>	<b>37.62</b>	<b>360</b>	<b>33.85</b>	<b>432</b>	<b>32.58</b>	<b>57</b>