

State of California
Department of Transportation
Division of Engineering Services



Award Tracker Report

JANUARY 2016



JANUARY 2016

<u>Total No Contracts</u>	<u>Total Payment</u>	<u>Total State Payment</u>	<u>Total Federal Payment</u>	<u>Total DVBE Goals</u>	<u>Total DBE Goals</u>	<u>Total Overall Goals</u>
43	\$241,437,227.27	\$17,669,229.90	\$223,767,997.37	\$285,489.61	\$24,678,227.05	\$24,963,716.66
				1.6%	11.0%	10.3%
<u>State Contracts</u>		<u>Federal Contracts</u>		<u>Total DVBE Cert</u>	<u>Total DBE Cert</u>	<u>Total Overall Cert</u>
10		33		\$752,394.80	\$27,624,737.32	\$28,377,132.12
				4.3%	12.3%	11.8%

GOALS	NO. OF CONTRACTS	CONTRACT PERCENTAGE	BID AMOUNT	DOLLAR PERCENT
No Goals	2	4.65	10,391,562.90	4.30
< 10%	14	32.56	96,877,286.68	40.13
= 10%	5	11.63	31,493,987.07	13.04
> 10%	22	51.16	102,674,390.62	42.53
Total	<u>43</u>	<u>100.0%</u>	<u>\$241,437,227.27</u>	<u>100.0%</u>

GOAL RESULTS AT AWARD

No Goals	2	4.65	10,391,562.90	4.30
Good Faith Effort	12	27.91	77,149,969.80	31.95
Goals Met	1	2.33	2,942,487.00	1.22
Goals Exceeded	28	65.12	150,953,207.57	62.52
Total	<u>43</u>	<u>100.0%</u>	<u>\$241,437,227.27</u>	<u>100.0%</u>

GOOD FAITH DENIALS

State Projects	0.0	0.0%
Federal Projects	7.0	21.2%

DBE/DVBE TOTALS

State Fiscal Year 2015-16

July 1, 2015 - January 31, 2016

<u>Total No Contracts</u>	<u>Total Payment</u>	<u>Total State Payment</u>	<u>Total Federal Payment</u>	<u>Total DVBE Goals</u>	<u>Total DBE Goals</u>
245	\$1,356,474,615.77	\$90,830,156.75	\$1,265,644,459.02	\$1,997,049.49	\$128,730,332.02
				2.2%	10.2%
<u>State Contracts</u>	<u>Federal Contracts</u>			<u>Total DVBE Cert</u>	<u>Total DBE Cert</u>
34	211			\$3,204,408.05	\$150,855,634.64
				3.5%	11.9%

<u>GOALS</u>	<u>NO. OF CONTRACTS</u>	<u>CONTRACT PERCENTAGE</u>	<u>BID AMOUNT</u>	<u>DOLLAR PERCENT</u>
No Goals	4	1.63	63,487,738.90	4.68
<10%	93	37.96	533,243,725.74	39.31
=10%	23	9.39	285,771,505.48	21.07
>10%	125	51.02	473,971,645.65	34.94
Total	245	100.0%	\$1,356,474,615.77	100.0%

GOAL RESULTS AT AWARD

No Goals	4	1.63	63,487,738.90	4.68
Good Faith Effort	27	11.02	242,529,866.28	17.88
Goals Met	5	2.04	6,670,990.20	0.49
Goals Exceeded	209	85.31	1,043,786,020.39	76.95
Total	245	100.0 %	\$1,356,474,615.77	100.0 %

GOOD FAITH DENIALS

State Projects	0.0	0.0%
Federal Projects	11.0	5.2%

STATE FUNDED PROJECTS
 State Fiscal Year 2015-16
 July 1, 2015 -January 31, 2016

<u>Total No Contracts</u>	<u>Total Payment</u>	<u>Total State Payment</u>	<u>Total DVBE Goals</u>	<u>Total Overall Goals</u>
34	\$90,830,156.75	\$90,830,156.75	\$1,997,049.49	\$1,997,049.49
			2.2%	2.2%
			<u>Total DVBE Cert</u>	<u>Total Overall Cert</u>
			\$3,061,237.05	\$3,061,237.05
			3.4%	3.4%

GOALS	NO. OF CONTRACTS	CONTRACT PERCENTAGE	BID AMOUNT	DOLLAR PERCENT
No Goals	3	8.82	55,253,477.90	60.83
<10%	31	91.18	35,576,678.85	39.17
=10%	0	0.00	0.00	0.00
>10%	0	0.00	0.00	0.00
Total	34	100.0%	\$90,830,156.75	100.0%

GOAL RESULTS AT AWARD				
No Goals	3	8.82	55,253,477.90	60.83
Good Faith Effort	0	0.00	0.00	0.00
Goals Met	1	2.94	236,229.00	0.26
Goals Exceeded	30	88.24	35,340,449.85	38.91
Total	34	100.0 %	\$90,830,156.75	100.0 %

GOOD FAITH DENIALS				
State Projects	0.0	0.0 %		

**FEDERAL FUNDED PROJECTS
FEDERAL FISCAL YEAR 2015-16
October 1, 2015 - January 31, 2016**

<u>Total No Contracts</u>	<u>Total Federal Payment</u>	<u>Total DBE Goals</u>	<u>Total Overall Goals</u>
125	\$983,540,503.86	\$99,249,666.96	\$99,249,666.96
		10.1%	10.1%
		<u>Total DBE Cert</u>	<u>Total Overall Cert</u>
		\$108,632,814.62	\$108,632,814.62
		11.0%	11.0%

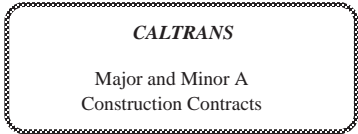
GOALS	NO. OF CONTRACTS	CONTRACT PERCENTAGE	BID AMOUNT	DOLLAR PERCENT
No Goals	1	0.80	8,234,261.00	0.84
<10%	25	20.00	374,986,465.09	38.13
=10%	18	14.40	240,501,428.02	24.45
>10%	81	64.80	359,818,349.75	36.58
Total	125	100.0%	\$983,540,503.86	100.0%

GOAL RESULTS AT AWARD

No Goals	1	0.80	8,234,261.00	0.84
Good Faith Effort	19	15.20	188,437,694.88	19.16
Goals Met	3	2.40	5,736,084.50	0.58
Goals Exceeded	102	81.60	781,132,463.48	79.42
Total	125	100.0%	\$983,540,503.86	100.0%

GOOD FAITH DENIALS

Federal Projects	8.0	6.4%
------------------	-----	------



DISTRICT 01
AWARD TRACKER by District — JANUARY 2016

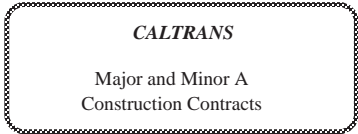
Contract Number	Award Date	Dist/Co/Rte/PM	Description of Work	Bid Open Date	Fed Aid	Bond	Contractor	Awarded Amt \$	Subcont UDBE/DVBE Goal Cert	Subcontract Amt (\$ Cert)	Ethnic Group	Const Type
01-0B3104	1/4/2016	01-DN-199-8.7, 21.7	Construct Buttresses	11/4/2015	X		FLATIRON WEST INC	1,788,411.00	VINTAGE PAVING	128,392.50	H	2
									FREEMAN ROCK. INC.	80,853.20	NA	7
									RUPERT CONSTRUCTION	34,550.82	C	F 7
									K & G CONCRETE INC	6,177.00	B	F 2
									WATER COMPONENTS &	1,631.52	C	F 7
									DBE: 19%	14.1%		
										\$251,605.04		
									Average DBE	19.0%	14.1%	
									Average DVBE			
							Total for District 01	\$1,788,411.00			5	\$251,605.04

CALTRANS

Major and Minor A
Construction Contracts

DISTRICT 02
AWARD TRACKER by District — JANUARY 2016

Contract Number	Award Date	Dist/Co/Rte/PM	Description of Work	Bid Open Date	Fed Aid	Bond	Contractor	Awarded Amt \$	Subcont UDBE/DVBE Goal Cert	Subcontract Amt (\$ Cert)	Ethnic Group	Const Type
02-0H3604	1/6/2016	02-Teh-5, 32-VAR	Bridge Maintenance	12/8/2015			J. F. SHEA CONSTRUCTION, INC.	387,451.00	ROLL'N ROCK	34,020.00	DV	5
									DVBE: 5%	8.8%		\$34,020.00
02-4E6904	1/8/2016	02-Las,Sac-395, 5-49.6, 23.3	Upgrade Water And Wastewater Systems And Establish Mitigation Planting	10/13/201	X		CAL ELECTRO, INC.	1,890,029.00				
									DBE: 10%			
02-4G3304	1/25/2016	02-Teh-32-21.5/R24.9	Cold Plane Ac, Replace Ac Surfacing, Hma Overlay, Mbgr, Striping	1/7/2016			DIG IT CONSTRUCTION, INC.	889,228.00	ROLL'N ROCK DEPENDABLE PETROLEUM WELLS SWEEPING	14,400.00 18,600.00 16,305.00	DV DV DV	7 7 7
									DVBE: 5%	5.5%		\$49,305.00
								Average DBE	10.0%	0.0%		
								Average DVBE	5.0%	7.2%		
							Total for District 02	\$3,166,708.00		4		\$83,325.00



DISTRICT 03
AWARD TRACKER by District — JANUARY 2016

Contract Number	Award Date	Dist/Co/Rte/PM	Description of Work	Bid Open Date	Fed Aid	Bond	Contractor	Awarded Amt \$	Subcont UDBE/DVBE Goal Cert	Subcontract Amt (\$ Cert)	Ethnic Group	Const Type									
03-1f2604	1/12/2016	03-Sie-89-0.6/1.8	Precast Reinforced Concrete Box Culvert, Fence	12/16/201	X		MEYERS EARTHWORK INC.	1,605,406.00	APPIAN UDBE SWPPPS	2,700.00	B	F	7								
									TYRRELL RESOURCES, INC.	13,175.00	C	F	1								
									M & S ENVIRONMENTAL	22,484.00	H		6								
									WHITE CAP READY MIX.	91,646.32	C	F	2								
									WATER COMPONENTS &	104,167.34	C	F	7								
DBE: 13%									14.6%			\$234,172.66									
03-4f7104	1/12/2016	03-ED,Pla,Sac,Yol-5,50,51,80,99-VAR	Replace Sign Panels And Upgrade Sign Structures.	10/13/201	X		PETERSON-CHASE GENERAL ENGINEERING CONSTRUCTION,	2,530,412.00	G & C EOUIPMENT CORP.	566,800.42	B		7								
									DBE: 11%									22.4%		\$566,800.42	
03-4M9404	1/22/2016	03-Sie-49-R11.3/R12.4	Replace Guardrail.	1/7/2016			CORAL CONSTRUCTION COMPANY	199,991.00	ROLL'N ROCK	18,800.00	DV		5								
									DVBE: 5%									9.4%		\$18,800.00	
								Average DBE	12.0%	18.5%											
								Average DVBE	5.0%	9.4%											
Total for District 03								\$4,335,809.00		7			\$819,773.08								

CALTRANS

Major and Minor A
Construction Contracts

DISTRICT 04

AWARD TRACKER by District — JANUARY 2016

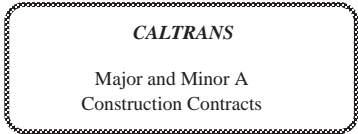
Contract Number	Award Date	Dist/Co/Rte/PM	Description of Work	Bid Open Date	Fed Aid	Bond	Contractor	Awarded Amt \$	Subcont UDBE/DVBE Goal Cert	Subcontract Amt (\$ Cert)	Ethnic Group	Const Type	
04-1A3404	1/19/2016	04-SCI-9-3.6, 11.4	Replace Existing Bridge Railing.	10/29/201	X		GRANITE ROCK COMPANY	1,828,305.00	WATER COMPONENTS & L.S. TRUCKING B. L. EQUIPMENT RENTAL TULLY CONSULTING GROUP WESTERN TRAFFIC SUPPLY. AUSTIN ENTERPRISES FRANK MEDINA GENERAL ADANTA. INC BAY LINE CONSTRUCTION KPETI SYSTEMS. INC. RUPERT CONSTRUCTION A B S L CONSTRUCTION	1,425.07 18,150.00 12,000.00 625.00 64,155.00 9,558.00 165,445.00 1,250.00 9,360.00 2,700.00 14,662.18 6,400.00	C H C H H H H NA H B C H	F F F F F F F F F F F F F	6 4 7 7 5 3 7 7 2 7 7 7 2
									DBE: 24%	16.7%	\$305,730.25		
04-1SS374	1/25/2016	04-Son-121-10.2	Construct Shoulders And Steel Soldier Piles With Pile Cap	8/25/2015	X		GRANITE CONSTRUCTION COMPANY	568,528.50	RUPERT CONSTRUCTION APPIAN UDBE SWPPPS SCHOTKA CONSTRUCTION R&S TRUCKING. INC WATER COMPONENTS &	26,442.00 2,700.00 30,350.00 6,600.00 1,650.00	C B C C C	F F F F F	7 7 5 4 7
									DBE: 17%	11.9%	\$67,742.00		
04-1ss474	1/5/2016	04-CC-680-R10.5/R11.0	Remove Slide, Install Rsp And Anchored Wire Mesh System.	11/19/201	X		RGW CONSTRUCTION, INC.	2,578,212.50	RUPERT CONSTRUCTION	323,454.60	C	F	7
									DBE: 10%	12.5%	\$323,454.60		
04-264094	1/21/2016	04-Mrn,Son-101-26.8/27.6, 0.0/2.0	Realign Highway And Construct New Bridge	11/3/2015	X		GHILOTTI BROS / RM HARRIS JV	42,838,764.51	A B S L CONSTRUCTION LOGISTICAL ENTERPRISES R&S TRUCKING. INC WATER COMPONENTS & NORTH AMERICAN FENCE & RUPERT CONSTRUCTION CHAVEZ TRUCKING DOUBLE M TRUCKING R&S TRUCKING. INC CAL-CON PUMPING. LLC	32,200.00 57,181.20 13,000.00 258,198.36 29,478.00 59,941.20 1,275,151.20 459,937.50 1,100,000.00 80,000.00	H H C C C C H H C C	F F F F F F F F F F	2 7 4 1 7 7 4 7 4 2
									DBE: 8%	7.9%	\$3,365,087.46		

CALTRANS

Major and Minor A
Construction Contracts

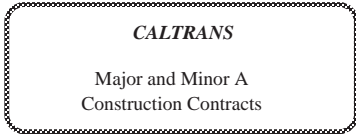
DISTRICT 04
AWARD TRACKER by District — JANUARY 2016

Contract Number	Award Date	Dist/Co/Rte/PM	Description of Work	Bid Open Date	Fed Aid	Bond	Contractor	Awarded Amt \$	Subcont UDBe/DVBE Goal Cert	Subcontract Amt (\$ Cert)	Ethnic Group	Const Type	
04-2G5404	1/6/2016	04-SCI-82-14.8/18.1	Reconstruct Traffic Signals, Drainage Systems, Sidewalks, And Curbs.	9/29/2015	X		O'GRADY PAVING INC.	4,769,298.60	STOLOSKI & GONZALEZ.	954,366.60	H	2	
									DBE: 11%	20.0%		\$954,366.60	
04-2G8504	1/11/2016	04-Ala-580-R4.0	Construct A 600 Foot Soldier Pile And Lagging Wall With Ground Anchor	11/4/2015	X		RGW CONSTRUCTION, INC.	4,090,858.50	SCHOTKA CONSTRUCTION A C DIKE CO TULLY CONSULTING GROUP A B S L CONSTRUCTION DILLARD ENVIRONMENTAL RUPERT CONSTRUCTION TRI VALLEY WATER	7,800.00 4,605.00 9,250.00 33,371.70 12,822.00 157,979.18 31,464.00	C C H H C C C	F F F F F F F	5 1 7 2 7 7 7
									DBE: 7%	6.3%		\$257,291.88	
04-2J1504	1/28/2016	04-CC-4, 80, 580, 680-Var	Replace Overhead Sign Panels, Remove Walkways And Lights.	10/22/201	X		CORAL CONSTRUCTION COMPANY	2,523,200.00	K R C SAFETY CO. INC.	1,019,876.55	NA	5	
									DBE: 23%	40.4%		\$1,019,876.55	
04-2i1804	1/12/2016	04-Mrn,Nap,Son -12,29,37,101,580-VAR	Replace Overhead Sign Panels, Remove Walkways And Lights	10/21/201	X		PETERSON-CHASE GENERAL ENGINEERING CONSTRUCTION,	1,416,990.00	G & C EQUIPMENT CORP. ALLUVION BIOLOGICAL TULLY CONSULTING GROUP K R C SAFETY CO. INC.	312,834.00 53,290.00 625.00 29,959.00	B B H NA	F F F F	7 7 7 5
									DBE: 29%	28.0%		\$396,708.00	
04-3e4034	1/5/2016	04-CC,Sol-80 -13.4/14.1, 0.0/0.6	Resurface Bridge , Install New Joint Seal.	11/18/201			AMERICAN CIVIL CONSTRUCTORS WEST COAST, INC.	5,467,372.10	JEFFCO PAINTING & CAL-VET CONSTRUCTION GLOBAL ENVIRONMENTAL	54,970.80 166,434.00 22,930.00	DV DV DV	3 5 5	
									4.5%			\$244,334.80	



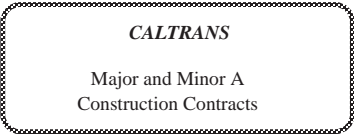
DISTRICT 04
AWARD TRACKER by District — JANUARY 2016

Contract Number	Award Date	Dist/Co/Rte/PM	Description of Work	Bid Open Date	Fed Aid	Bond	Contractor	Awarded Amt \$	Subcont UDBe/DVBE Goal Cert	Subcontract Amt (\$ Cert)	Ethnic Group	Const Type	
04-4G4604	1/28/2016	04-Mrn-101-1.5/14.0	Remove Existing And Construct New Bridge Railings.	11/19/201	X		GHILOTTI BROS/RM HARRIS JV	7,176,663.77	REBAR INTERNATIONAL	771,115.00	C	F	1
									R&S TRUCKING. INC	11,840.00	C	F	4
									A C DIKE CO	3,850.00	C	F	1
									AUSTIN ENTERPRISES	24,172.00	H	F	3
									FLASH TRAFFIC. INC	8,040.00	H	F	5
DBE: 10%									11.4%	\$819,017.00			
04-4s1904	1/14/2016	04-Son-116-15.0	Construct Pavement And Soldier Pile Wall	11/18/201	X		GHILOTTI CONSTRUCTION CO. INC.	1,574,460.00	KELLIE AVILA	4,810.00	C	F	7
									WILLIS REBAR	25,096.25	B		1
									RUPERT CONSTRUCTION	156,943.86	C	F	3
									WATER COMPONENTS &	2,540.06	C	F	7
									R&S TRUCKING. INC	7,776.00	C	F	4
DBE: 21%									12.5%	\$197,166.17			
Average DBE									16.0%	16.8%			
Average DVBE									0.0%	4.5%			
Total for District 04								\$74,832,653.48	54	\$7,950,775.31			



DISTRICT 05
AWARD TRACKER by District — JANUARY 2016

Contract Number	Award Date	Dist/Co/Rte/PM	Description of Work	Bid Open Date	Fed Aid	Bond	Contractor	Awarded Amt \$	Subcont UDBe/DVBE Goal Cert	Subcontract Amt (\$ Cert)	Ethnic Group	Const Type								
05-0F7004	1/22/2016	05-Mon-68-R17.4/R18.0	Widening Bridge	12/8/2015	X		VIKING CONSTRUCTION COMPANY	17,934,686.30	RUPERT CONSTRUCTION	116,814.51	C	F	3							
									G & C EQUIPMENT CORP.	1,054,520.30	B		3							
									WEST COAST WATER	101,700.00	C	F	7							
									AUSTIN ENTERPRISES	148,756.00	H	F	2							
									FRANK MEDINA GENERAL	298,850.00	H		7							
									FLINTSTONE TRANSPORT	28,000.00	C	F	4							
									K & G CONCRETE INC	55,673.00	B		2							
DBE: 10%									10.1%	\$1,804,313.81										
05-0j4904	1/13/2016	05-Mon,SBt,SLO,SB,SCR-1, 17, 68, 101, 135, 217-VAR	Replace All Freeway Exit Sign Panels With Retroreflective Sheeting	12/16/201	X		FBD VANGUARD CONSTRUCTION	5,680,500.00	MANERI TRAFFIC CONTROL	559,264.00	H	F	5							
									G & C EQUIPMENT CORP.	703,647.06	B		7							
									DBE: 9%									22.2%	\$1,262,911.06	
05-1f5704	1/5/2016	05-Mon-68-0.0/1.1	Cold Plane And Rhma-(gap Graded) Overlay Roadbed And Ada Ramps.	12/8/2015			GRANITE CONSTRUCTION COMPANY	641,350.00	SAFETY STRIPING SERVICE.	8,400.00	DV		5							
									SAFETY STRIPING SERVICE.	28,909.50	DV		7							
									GLOBAL ENVIRONMENTAL	1,310.00	DV		7							
									DVBE: 5%									6.0%	\$38,619.50	
05-1G5104	1/22/2016	05-SLO,Mon-101-64.8/R69.3, R0.0/R2.0	Replace Individual Pcc Slabs With Rapid Strength Concrete Slabs.	1/6/2016			FBD VANGUARD CONSTRUCTION	902,185.00	CAL-VET SERVICES, INC.	45,900.00	DV		5							
									DVBE: 5%									5.1%	\$45,900.00	
05-1G6604	1/22/2016	05-SLO-1-L16.7/L18.2	Repair Failed Pavement And Resurface Roadbed With Slurry Seal.	12/16/201			PAVEMENT COATINGS CO	337,775.00	TITAN DVBE INC	27,572.00			5							
									DVBE: 5%									8.2%	\$27,572.00	
									Average DBE									9.5%	16.1%	
Average DVBE									5.0%	6.4%										
Total for District 05								\$25,496,496.30	14	\$3,179,316.37										



DISTRICT 06
AWARD TRACKER by District — JANUARY 2016

Contract Number	Award Date	Dist/Co/Rte/PM	Description of Work	Bid Open Date	Fed Aid	Bond	Contractor	Awarded Amt \$	Subcont UDBE/DVBE		Subcontract Amt (\$ Cert)	Ethnic Group	Const Type
									Goal	Cert			
06-0T5904	1/14/2016	06-Tul-137;190 -18.2/27.4; 26.5/56.6	Place Polymer Asphaltic Emulsion (seal Coat).	12/3/2015			NORTHWEST PAVING	1,934,911.00	SAFETY STRIPING SERVICE.		162,245.50	DV	5
									WELLS SWEEPING		68,120.00	DV	7
									TITAN DVBE INC		10,650.00	DV	
								DVBE: 3%	12.5%	\$241,015.50			
								Average DBE					
								Average DVBE	3.0%	12.5%			
							Total for District 06	\$1,934,911.00		3	\$241,015.50		

CALTRANS

Major and Minor A
Construction Contracts

DISTRICT 07
AWARD TRACKER by District — JANUARY 2016

Contract Number	Award Date	Dist/Co/Rte/PM	Description of Work	Bid Open Date	Fed Aid	Bond	Contractor	Awarded Amt \$	Subcont UDDBE/DVBE Goal Cert	Subcontract Amt (\$ Cert)	Ethnic Group	Const Type
07-255104	1/8/2016	07-LA-60-R23.8/R24.5	Construct Westbound Onramp And Concrete Pavement	10/29/201			POWELL CONSTRUCTORS, INC.	4,924,190.80				
07-258404	1/20/2016	07-LA-5-18.4/23.2	Construct Biofiltration Swales, Gsr And Austin Vault Sand Filter	12/8/2015	X		POWELL CONSTRUCTORS, INC.	3,958,069.90	ACE FENCE COMPANY PRE-CON PRODUCTS LTD. K R C SAFETY CO. INC. CALIFORNIA SAM'S EOUIPMENT & RUPERT CONSTRUCTION BRADLEY TANKS. INC. SEOUIA CONSULTANT. INC	65,785.00 35,355.00 18,930.00 37,000.00 11,769.53 91,688.46 556,945.75 9,885.00	AP H NA AP NA C AP AS	F 2 5 3 6 7 4 7
									DBE: 20%	20.9%		\$827,358.74
07-288024	1/5/2016	07-LA-210-R10.5/R15.7	Construct Storm Water Treatment Bmp.	10/27/201	X		POWELL CONSTRUCTORS, INC.	1,914,395.50	K R C SAFETY CO. INC. PRE-CON PRODUCTS LTD. JC SUPPLY & RUPERT CONSTRUCTION ALASKA ENTERPRISES INC ANYTIME DUMPING, INC.	5,543.00 47,442.59 10,638.78 30,387.58 13,188.64 20,916.00	NA H C C H B	5 2 7 7 F 4
									DBE: 10%	6.7%		\$128,116.59
07-297804	1/8/2016	07-LA-138-2.1/36.7	Install Rumble Strips	10/20/201	X		DREAMBUILDER CONSTRUCTION CORP.	1,447,061.00	DREAMBUILDER	823,888.31	AS	7
									DBE: 13%	56.9%		\$823,888.31
07-302904	1/13/2016	07-LA-5-C43.9/C46.4	Replace Concrete Slabs/pavement.	12/15/201	X		SECURITY PAVING COMPANY, INC.	15,822,582.30	BRADLEY TANKS. INC. JC SUPPLY & K R C SAFETY CO. INC. HIGH LIGHT ELECTRIC, INC.	136,967.50 260,940.25 19,545.93 1,342,777.00	AP C NA H	F F 5 7
									DBE: 11%	11.1%		\$1,760,230.68

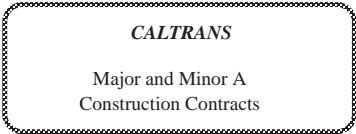
CALTRANS

Major and Minor A
Construction Contracts

DISTRICT 07

AWARD TRACKER by District — JANUARY 2016

Contract Number	Award Date	Dist/Co/Rte/PM	Description of Work	Bid Open Date	Fed Aid	Bond	Contractor	Awarded Amt \$	Subcont UDBe/DVBE Goal Cert	Subcontract Amt (\$ Cert)	Ethnic Group	Const Type	
07-306204	1/13/2016	07-LA-91-R11.3/R20.7	Roadway Rehabilitation	12/3/2015	X		USS CAL BUILDERS	15,011,485.74	TRAFFIC LOOPS PRE-CON PRODUCTS LTD. G & F CONCRETE CUTTING. CRUSH MATERIALS TRIUMPH GEO-SYNTHETICS.	506,250.00 812,218.20 62,640.00 276,554.40 37,440.62	AP H H C C	F F F F F	5 2 1 7 6
									DBE: 11%	11.3%			\$1,695,103.22
07-306404	1/6/2016	07-LA-210-R24.7/R44.9	Install Change Message Signs And Traffic Monitoring Stations	12/1/2015	X		SELECT ELECTRIC, INC.	11,663,702.82	TRAFFIC LOOPS K R C SAFETY CO. INC. HER-CON CONSTRUCTION	268,425.00 793,187.12 93,353.16	AP NA H	F F 2	5 5 2
									DBE: 9%	9.9%			\$1,154,965.28
07-308504	1/5/2016	07-Ven-23, 118-R4.8/R11.4, T19.0/R32.6	Upgrade Ramp Metering System.	10/22/201	X		SERVITEK SOLUTIONS INC	2,172,624.38	SERVITEK SOLUTIONS, INC	1,774,247.72	AP		5
									DBE: 17%	81.7%			\$1,774,247.72
									Average DBE	13.0%			28.4%
									Average DVBE	0.0%			0.0%
							Total for District 07	\$56,914,112.44		28			\$8,163,910.54



DISTRICT 08
AWARD TRACKER by District — JANUARY 2016

Contract Number	Award Date	Dist/Co/Rte/PM	Description of Work	Bid Open Date	Fed Aid	Bond	Contractor	Awarded Amt \$	Subcont UDBE/DVBE Goal Cert	Subcontract Amt (\$ Cert)	Ethnic Group	Const Type
08-0R4704	1/5/2016	08-Riv-10,60-6.3/7.0, 30.3/30.5	Improve Worker Safety Conditions By Relocating Facilities Safely.	11/17/201	X		YAKAR	1,267,750.00	MANERI TRAFFIC CONTROL MIRANDA LOGISTICS	59,540.00 188,000.00	H H	F 4
									DBE: 14%	19.5%		\$247,540.00
								Average DBE	14.0%	19.5%		
								Average DVBE				
							Total for District 08	\$1,267,750.00	2	\$247,540.00		

CALTRANS

Major and Minor A
Construction Contracts

DISTRICT 09

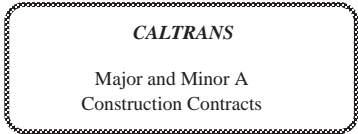
AWARD TRACKER by District — JANUARY 2016

Contract Number	Award Date	Dist/Co/Rte/PM	Description of Work	Bid Open Date	Fed Aid	Bond	Contractor	Awarded Amt \$	Subcont UDBE/DVBE Goal Cert	Subcontract Amt (\$ Cert)	Ethnic Group	Const Type
09-355304	1/8/2016	09-Iny-127-0.0/21.0	Cold In-place Recycling And Hma Overlay.	10/20/201	X		PAVE-TECH INC.	10,311,168.06	FORCE TRAFFIC CONTROL. A C DIKE CO LMS TRANSPORT TRAFFIC LOOPS RANGEL BROTHERS	241,571.00 50,842.50 498,960.00 12,250.00 260,150.00	C C AP AP H	F F 7 F 4
									DBE: 9%	10.3%		\$1,063,773.50
09-356904	1/4/2016	09-Iny,Mno-6, 108, 136, 158, 168, 182, 395-var	Construct Concrete Barrier And Midwest Guardrail System.	10/15/201	X		PETERSON-CHASE GENERAL ENGINEERING CONSTRUCTION,	2,124,870.00	G & C EOUIPMENT CORP. SAM'S EOUIPMENT & K R C SAFETY CO. INC.	178,471.00 46,080.00 14,280.00	B NA NA	7 7 5
									DBE: 12%	11.2%		\$238,831.00
09-361604	1/28/2016	09-Iny-190-14.0/18.5	Cold In-place Recycling And Hma Overlay.	1/6/2016			SULLY-MILLER CONTRACTING COMPANY	1,984,776.00	GLOBAL ENVIRONMENTAL ROLL'N ROCK	1,280.00 79,120.00	DV DV	7 5
									DVBE: 3%	4.1%		\$80,400.00
									Average DBE	10.5%	10.8%	
									Average DVBE	3.0%	4.1%	
							Total for District 09	\$14,420,814.06		10		\$1,383,004.50

CALTRANS
Major and Minor A
Construction Contracts

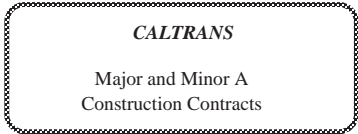
DISTRICT 10
AWARD TRACKER by District — JANUARY 2016

Contract Number	Award Date	Dist/Co/Rte/PM	Description of Work	Bid Open Date	Fed Aid	Bond	Contractor	Awarded Amt \$	Subcont UDDBE/DVBE Goal Cert	Subcontract Amt (\$ Cert)	Ethnic Group	Const Type								
10-0O17U4	1/27/2016	10-SJ-132, 580-0.2, L0.0/15.3	Repair Pavement, Hot Mix Asphalt Resurfacing And Install Its Elements	12/10/201	X		DESILVA GATES CONSTRUCTION LP	26,332,332.00	TRI VALLEY WATER	152,400.00	C	F	4							
									ERNEST B. DEE	108,120.00	B		2							
									GALLAWAY ENTERPRISES.	79,400.00	C	F	7							
									A C DIKE CO	168,348.50	C	F	1							
									ADANTA, INC	4,300.00	NA	F	7							
									MARTINEZ STEEL	190,076.00	H		1							
									WESTERN TRAFFIC SUPPLY.	92,000.00	H		5							
									DESTINATION ANYWHERE.	48,480.00	AS		4							
									RAPER ELECTRICAL	471,983.00	NA		7							
									DRAGON MATERIAL	2,128,680.00	H	F	7							
								DBE: 13%	13.1%	\$3,443,787.50										
10-0X9704	1/29/2016	10-SJ-4,99 -16.0/19.4,18.5	Install Automated Warning System	11/5/2015	X		AMERICAN CIVIL CONSTRUCTORS WEST COAST, INC.	2,485,163.20	VINTAGE PAVING	212,140.00	H		2							
									WILLIS REBAR	18,414.99	B		1							
									AUSTIN ENTERPRISES	5,130.00	H	F	2							
									K R C SAFETY CO. INC.	85,651.00	NA		5							
									G & C EQUIPMENT CORP.	67,427.62	B		7							
									PACIFIC UTILITY	159,000.00	H		7							
																DBE: 18%	22.0%	\$547,763.61		
																Average DBE	15.5%	17.6%		
							Average DVBE													
Total for District 10								\$28,817,495.20		16		\$3,991,551.11								



DISTRICT 11
AWARD TRACKER by District — JANUARY 2016

Contract Number	Award Date	Dist/Co/Rte/PM	Description of Work	Bid Open Date	Fed Aid	Bond	Contractor	Awarded Amt \$	Subcont UDBe/DVBE Goal Cert	Subcontract Amt (\$ Cert)	Ethnic Group	Const Type	
11-260414	1/11/2016	11-SD-8-R37.8/R39.1	Drainage Improvements For Erosion Control.	11/17/201	X		GRANITE CONSTRUCTION COMPANY	2,099,732.00	A C DIKE CO	4,000.10	C	F	1
									SO. CAL TRAFFIC INC	34,353.60	C	F	5
									PAYCO SPECIALTIES.	23,724.00	C	F	7
									ADANTA. INC	1,800.00	NA	F	7
									PRE-CON PRODUCTS LTD.	90,061.31	H		2
									TRIUMPH GEO-SYNTHETICS.	37,237.80	C	F	6
									R.J. LALONDE. INC.	27,604.80	C	F	7
DBE: 11%									10.4%	\$218,781.61			
11-415504	1/22/2016	11-SD-5, 8, 15, 52, 54, etc-Var	Upgrade Traffic Management System Field Elements.	12/2/2015	X		CROSTOWN ELECTRICAL & DATA, INC.	2,942,487.00	GLOBAL ROAD SEALING.	164,250.00	AP		5
									MANERI TRAFFIC CONTROL	157,000.00	H	F	5
									DIVERSIFIED LANDSCAPE	55,356.40	C	F	6
									LOGISTICAL ENTERPRISES	144,741.14	H	F	7
									DBE: 17%				
Average DBE									14.0%	14.1%			
Average DVBE													
Total for District 11								\$5,042,219.00		11	\$740,129.15		



DISTRICT 12
AWARD TRACKER by District — JANUARY 2016

Contract Number	Award Date	Dist/Co/Rte/PM	Description of Work	Bid Open Date	Fed Aid	Bond	Contractor	Awarded Amt \$	Subcont UDBE/DVBE Goal Cert	Subcontract Amt (\$ Cert)	Ethnic Group	Const Type
12-0H2254	1/20/2016	12-Ora-73-26.1/28.0	Install Fiber Optic Cables And Cctv Camera.	12/3/2015	X		SMART TECH GROUP INC	833,255.00	CALIFORNIA CECILIA'S SAFETY SERVICE.	125,000.00 37,495.00	AP C F	7 5
									DBE: 19%	19.5%		
										\$162,495.00		
12-0N1104	1/5/2016	12-Ora-133-9.5	Stabilize Slope Embankment And Roadway At Route 133/5 Separation.	10/14/201	X		USS CAL BUILDERS	15,014,625.79	HIGH LIGHT ELECTRIC. INC	275,000.00	H	5
									DBE: 9%	1.8%		
										\$275,000.00		
12-0N3304	1/6/2016	12-Ora-5-12.8/21.6	Slab Replacement (rsc), Grind & Groove Conc Pvmt, Rhma-g Pvmt	12/3/2015	X		SECURITY PAVING COMPANY, INC.	7,571,967.00	A B S L CONSTRUCTION LMS TRANSPORT CALIFORNIA MANERI TRAFFIC CONTROL	401,728.00 241,535.52 218,000.00 54,000.00	H AP AP H F	2 4 7 5
									DBE: 11%	12.1%		
									Average DBE	13.0%	11.1%	
									Average DVBE			
							Total for District 12	\$23,419,847.79		7		\$1,352,758.52
									Average DBE	13.8%	17.8%	
									Average DVBE	3.6%	6.4%	
							Total for State	\$241,437,227.27		161		\$28,404,704.12

AVERAGE DAYS TO AWARD / NUMBER of CONTRACTS AWARDED
(PER MONTH AND FISCAL YEAR)

January 2016

	2008/09		2009/10		2010/11		2011/12		2012/13		2013/14		2014/15		2015/16	
	Average Days	Contracts Awarded	Average Days	Contracts Awarded	Average Days	Contracts Awarded	Average Days	Contracts Awarded	Average Days	Contracts Awarded	Average Days	Contracts Awarded	Average Days	Contracts Awarded	Average Days	Contracts Awarded
July	13.86	21	24.59	46	42.00	15	35.06	16	22.6	20	36.8	10	26.12	17	35.94	31
August	15.79	33	20.24	34	53.27	11	51.62	27	31.8	19	33.1	15	29.35	20	29.23	26
September	18.02	45	21.17	23	39.70	10	33.80	15	26.6	14	34.8	11	38.21	24	36.78	36
October	19.97	34	24.10	30	102.70	37	39.68	22	43.1	33	44.8	36	37.23	22	36.87	31
November	14.74	23	24.59	27	60.74	38	35.68	25	45.8	36	39.8	22	31.78	32	34.76	29
December	16.29	42	29.79	28	62.40	70	43.03	38	43.7	44	46.1	20	42.63	46	46.18	49
January	19.40	30	28.19	32	54.18	61	46.06	31	38.1	18	45.4	13	47.36	25	57.88	43
February	18.56	63	28.05	40	59.33	39	37.24	33	42.7	26	43.42	24	36.32	28		
March	17.71	69	22.85	61	30.78	51	39.48	56	44.1	42	34	31	23.04	24		
April	22.84	82	29.17	77	33.86	74	25.22	77	32.5	50	32.78	60	27.02	48		
May	17.15	82	27.76	94	31.82	105	26.25	83	31.1	62	26.89	64	33.43	75		
June	21.30	113	34.88	120	34.35	106	33.78	83	39	73	33.54	54	33.72	71		
FY Average	17.97	637	26.28	612	50.43	617	37.24	506	36.76	437	37.62	360	33.85	432	39.66	245