

State of California
Department of Transportation
Division of Engineering Services



Award Tracker Report

APRIL 2016



APRIL 2016

<u>Total No Contracts</u>	<u>Total Payment</u>	<u>Total State Payment</u>	<u>Total Federal Payment</u>	<u>Total DVBE Goals</u>	<u>Total DBE Goals</u>	<u>Total Overall Goals</u>
42	\$122,403,626.92	\$18,183,010.62	\$104,220,616.30	\$669,659.72	\$9,760,212.94	\$10,429,872.66
				3.7%	9.4%	8.5%
<u>State Contracts</u>	<u>Federal Contracts</u>			<u>Total DVBE Cert</u>	<u>Total DBE Cert</u>	<u>Total Overall Cert</u>
20	22			\$1,374,951.12	\$12,895,290.20	\$14,270,241.32
				7.6%	12.4%	11.7%

<u>GOALS</u>	<u>NO. OF CONTRACTS</u>	<u>CONTRACT PERCENTAGE</u>	<u>BID AMOUNT</u>	<u>DOLLAR PERCENT</u>
No Goals	0	0.00	0.00	0.00
< 10%	29	69.05	79,855,435.35	65.24
= 10%	2	4.76	4,560,122.00	3.73
> 10%	11	26.19	37,988,069.57	31.04
Total	<u>42</u>	<u>100.0%</u>	<u>\$122,403,626.92</u>	<u>100.0%</u>

GOAL RESULTS AT AWARD

No Goals	0	0.00	0.00	0.00
Good Faith Effort	2	4.76	22,450,553.00	18.34
Goals Met	2	4.76	1,041,697.05	0.85
Goals Exceeded	38	90.48	98,911,376.87	80.81
Total	<u>42</u>	<u>100.0%</u>	<u>\$122,403,626.92</u>	<u>100.0%</u>

GOOD FAITH DENIALS

State Projects	0.0	0.0%
Federal Projects	1.0	4.5%

DBE/DVBE TOTALS
State Fiscal Year 2015-16
July 1, 2015 - April 30, 2016

<u>Total No Contracts</u>	<u>Total Payment</u>	<u>Total State Payment</u>	<u>Total Federal Payment</u>	<u>Total DVBE Goals</u>	<u>Total DBE Goals</u>
402	\$1,951,647,339.19	\$214,359,772.37	\$1,737,287,566.82	\$4,777,550.16	\$180,807,287.86
				2.2%	10.4%
<u>State Contracts</u>	<u>Federal Contracts</u>			<u>Total DVBE Cert</u>	<u>Total DBE Cert</u>
114	288			\$8,951,694.96	\$205,106,562.75
				4.2%	11.8%

<u>GOALS</u>	<u>NO. OF CONTRACTS</u>	<u>CONTRACT PERCENTAGE</u>	<u>BID AMOUNT</u>	<u>DOLLAR PERCENT</u>
No Goals	6	1.49	111,848,434.62	5.73
<10%	193	48.01	802,801,699.46	41.13
=10%	29	7.21	332,660,408.78	17.05
>10%	174	43.28	704,336,796.33	36.09
Total	402	100.0%	\$1,951,647,339.19	100.0%

GOAL RESULTS AT AWARD				
No Goals	6	1.49	111,848,434.62	5.73
Good Faith Effort	42	10.45	385,846,759.87	19.77
Goals Met	9	2.24	11,373,225.84	0.58
Goals Exceeded	345	85.82	1,442,578,918.86	73.92
Total	402	100.0 %	\$1,951,647,339.19	100.0 %

GOOD FAITH DENIALS			
State Projects	1.0	0.9%	
Federal Projects	20.0	6.9%	

STATE FUNDED PROJECTS
State Fiscal Year 2015-16
July 1, 2015 - April 30, 2016

<u>Total No Contracts</u>	<u>Total Payment</u>	<u>Total State Payment</u>	<u>Total DVBE Goals</u>	<u>Total Overall Goals</u>
114	\$214,359,772.37	\$214,359,772.37	\$4,777,550.16	\$4,777,550.16
			2.2%	2.2%
			<u>Total DVBE Cert</u>	<u>Total Overall Cert</u>
			\$8,808,523.96	\$8,808,523.96
			4.1%	4.1%

GOALS	NO. OF CONTRACTS	CONTRACT PERCENTAGE	BID AMOUNT	DOLLAR PERCENT
No Goals	5	4.39	103,614,173.62	48.34
<10%	109	95.61	110,745,598.75	51.66
=10%	0	0.00	0.00	0.00
>10%	0	0.00	0.00	0.00
Total	114	100.0%	\$214,359,772.37	100.0%

GOAL RESULTS AT AWARD				
No Goals	5	4.39	103,614,173.62	48.34
Good Faith Effort	0	0.00	0.00	0.00
Goals Met	4	3.51	2,877,851.05	1.34
Goals Exceeded	105	92.11	107,867,747.70	50.32
Total	114	100.0 %	\$214,359,772.37	100.0 %

GOOD FAITH DENIALS				
State Projects	1.0	0.9 %		

**FEDERAL FUNDED PROJECTS
FEDERAL FISCAL YEAR 2015-16
October 1, 2015 - April 30, 2016**

<u>Total No Contracts</u>	<u>Total Federal Payment</u>	<u>Total DBE Goals</u>	<u>Total Overall Goals</u>
202	\$1,455,183,611.66	\$151,326,622.80	\$151,326,622.80
		10.4%	10.4%
		<u>Total DBE Cert</u>	<u>Total Overall Cert</u>
		\$162,883,742.73	\$162,883,742.73
		11.2%	11.2%

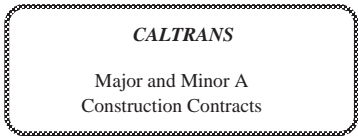
GOALS	NO. OF CONTRACTS	CONTRACT PERCENTAGE	BID AMOUNT	DOLLAR PERCENT
No Goals	1	0.50	8,234,261.00	0.57
<10%	47	23.27	569,375,518.91	39.13
=10%	24	11.88	287,390,331.32	19.75
>10%	130	64.36	590,183,500.43	40.56
Total	202	100.0 %	\$1,455,183,611.66	100.0 %

GOAL RESULTS AT AWARD

No Goals	1	0.50	8,234,261.00	0.57
Good Faith Effort	34	16.83	331,754,588.47	22.80
Goals Met	4	1.98	7,796,698.09	0.54
Goals Exceeded	163	80.69	1,107,398,064.10	76.10
Total	202	100.0 %	\$1,455,183,611.66	100.0 %

GOOD FAITH DENIALS

Federal Projects	17.0	8.4 %
------------------	------	-------



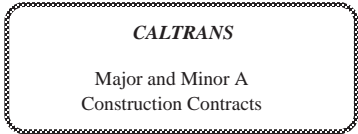
DISTRICT 01
AWARD TRACKER by District — APRIL 2016

Contract Number	Award Date	Dist/Co/Rte/PM	Description of Work	Bid Open Date	Fed Aid	Bond	Contractor	Awarded Amt \$	Subcont UDBE/DVBE		Subcontract Amt (\$ Cert)	Ethnic Group	Const Type
									Goal	Cert			
01-0A1004	4/28/2016	01-DN-101-VAR	Bridge Seismic Retrofit And Clean And Paint Bridge.	3/22/2016	X		STEELHEAD CONSTRUCTION, INC.	1,071,228.50			3,397.50	C F	7
											8,412.58	H	7
											4,921.49	NA	7
											56,989.88	C F	7
											41,241.25	C F	7
			DBE: 11%	10.7%	\$114,962.70								
01-0A9904	4/27/2016	01-Hum-96-R6.2/6.6	Reconstruct & Realign Roadway, Grading, Ab, Hma, Culverts, Guardrail	3/29/2016	X		MERCER FRASER COMPANY	2,260,122.00			39,990.00	AP	7
											18,781.00	C F	7
											37,908.00	B F	4
											221,515.00	H	4
												DBE: 10%	14.1%
			Average DBE	10.5%	12.4%								
			Average DVBE										
Total for District 01								\$3,331,350.50		9	\$433,156.70		

CALTRANS
Major and Minor A
Construction Contracts

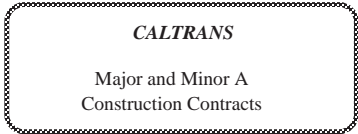
DISTRICT 02
AWARD TRACKER by District — APRIL 2016

Contract Number	Award Date	Dist/Co/Rte/PM	Description of Work	Bid Open Date	Fed Aid	Bond	Contractor	Awarded Amt \$	Subcont UDBE/DVBE Goal Cert	Subcontract Amt (\$ Cert)	Ethnic Group	Const Type
02-1H0204	4/13/2016	02-Tri-36-R9.2/15.8	Place Hma With Replace Ac Surfacing	3/24/2016			J.F. SHEA CONSTRUCTION, INC.	2,176,809.00	ROLL N ROCK	129,434.00	DV	5
									DVBE: 3% 5.9%	\$129,434.00		
02-4G8404	4/4/2016	02-Sha-5, 44, 299-VAR	Modify Fiber Optic Cable System	3/16/2016			CAL ELECTRO, INC.	989,748.00	GLOBAL ENVIRONMENTAL TITAN DVBE INC CONRAD SUPPLY INC	1,390.00 12,850.00 87,248.00	DV DV DV	7 5 7
									DVBE: 5% 10.3%	\$101,488.00		
								Average DBE				
								Average DVBE	4.0% 8.1%			
							Total for District 02	\$3,166,557.00	4	\$230,922.00		



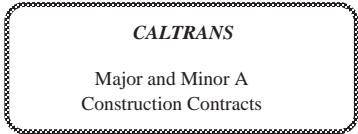
DISTRICT 03
AWARD TRACKER by District — APRIL 2016

Contract Number	Award Date	Dist/Co/Rte/PM	Description of Work	Bid Open Date	Fed Aid	Bond	Contractor	Awarded Amt \$	Subcont UDBE/DVBE Goal Cert	Subcontract Amt (\$ Cert)	Ethnic Group	Const Type
03-2F4604	4/19/2016	03-Sac-5-18.7	Modify, Upgrade Signals, Upgrade Curb Ramps To Ada Standards	3/22/2016			ST FRANCIS ELECTRIC	380,880.00	TITAN DVBE INC	9,200.00	DV	5
									FIRST VANGUARD RENTALS	21,720.00	DV	5
									GLOBAL ENVIRONMENTAL	3,715.00	DV	7
									DVBE: 5%	9.1%	\$34,635.00	
03-2F5404	4/5/2016	03-Sac-5, 80-VAR	Add, Relocate, Or Replace Freeway Lighting At 19 Locations	3/16/2016			TIM PAXIN'S PACIFIC EXCAVATION, INC	507,688.00	JAMES DAVID LAWRENCE	29,924.64	DV	7
									DVBE: 5%	5.9%	\$29,924.64	
									Average DBE			
									Average DVBE	5.0%	7.5%	
Total for District 03								\$888,568.00		4	\$64,559.64	



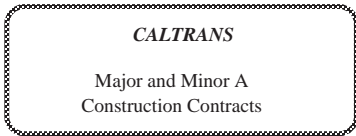
DISTRICT 04
AWARD TRACKER by District — APRIL 2016

Contract Number	Award Date	Dist/Co/Rte/PM	Description of Work	Bid Open Date	Fed Aid	Bond	Contractor	Awarded Amt \$	Subcont UDBE/DVBE		Subcontract Amt (\$ Cert)	Ethnic Group	Const Type
									Goal	Cert			
04-1i2204	4/18/2016	04-SM-1-3.3/10.6	Cold Plane Asphalt Concrete Pavement And Place Hma (a).	3/16/2016			GRANITE CONSTRUCTION COMPANY	683,740.00	GLOBAL ENVIRONMENTAL		455.00	DV	7
									TEAM EES. INC		14,034.00	DV	6
									MALLARD CONSTRUCTION		19,956.00	DV	5
								DVBE: 5%	5.0%	\$34,445.00			
04-3i4504	4/13/2016	04-Sol-113-2.0/7.0	Cold Plane Ac Pavement And Place Hma (type A).	3/1/2016			VINTAGE PAVING COMPANY, INC	429,524.00	SAMBRANO TRAFFIC		23,520.00	DV	5
								DVBE: 5%	5.5%	\$23,520.00			
								Average DBE					
								Average DVBE	5.0%	5.3%			
							Total for District 04	\$1,113,264.00		4	\$57,965.00		



DISTRICT 05
AWARD TRACKER by District — APRIL 2016

Contract Number	Award Date	Dist/Co/Rte/PM	Description of Work	Bid Open Date	Fed Aid	Bond	Contractor	Awarded Amt \$	Subcont UDBe/DVBE Goal Cert	Subcontract Amt (\$ Cert)	Ethnic Group	Const Type	
05-1C0804	4/20/2016	05-SLO-101 -44.8/59.7	Place Contrasting Surface Treatment At Gore Tips.	3/30/2016	X		SOUZA CONSTRUCTION, INC.	2,300,000.00	KELLIE AVILA	156,900.00	C	F	5
									SUPER SEAL & STRIPE, INC	30,317.50	C	F	5
									KRITZ EXCAVATING &	58,651.00	C	F	4
									DBE: 10%	10.7%	\$245,868.50		
05-1F7304	4/13/2016	05-Mon-156- R0.1/R1.6	Construct High Tension Cable Barrier And Rumble Strip	3/23/2016	X		CORAL CONSTRUCTION COMPANY	786,031.00	ERNEST B DEE	164,040.00	B		6
									DBE: 11%	20.9%	\$164,040.00		
05-1G3304	4/19/2016	05-Mon,SBt,SCr -1,25,68,101,158-Var	Seal Bridge Decks And Replace Joint Seals.	3/24/2016			AMERICAN CIVIL CONSTRUCTORS WEST COAST LLC	884,444.00	GLOBAL ENVIRONMENTAL MALLARD CONSTRUCTION	10,550.00	DV		7
										47,566.00	DV		7
									DVBE: 3%	6.6%	\$58,116.00		
05-1G3504	4/12/2016	05-SB,SLO-1, 46, 101, 154, 166, 227- Var	Treat Bridge Deck, Repair Concrete And Replace Bridge Joint Seals.	3/22/2016			STOUDENMIRE CORPORATION	1,185,109.20	TITAN DVBE INC	29,530.00	DV		5
									MALLARD CONSTRUCTION	63,559.00	DV		4
									DVBE: 3%	7.9%	\$93,089.00		
								Average DBE	10.5%	15.8%			
								Average DVBE	3.0%	7.2%			
Total for District 05								\$5,155,584.20	8	\$561,113.50			



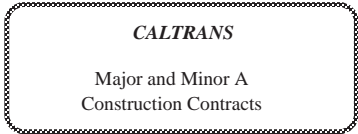
DISTRICT 06
AWARD TRACKER by District — APRIL 2016

Contract Number	Award Date	Dist/Co/Rte/PM	Description of Work	Bid Open Date	Fed Aid	Bond	Contractor	Awarded Amt \$	Subcont UDBE/DVBE Goal Cert	Subcontract Amt (\$ Cert)	Ethnic Group	Const Type
06-0S4304	4/25/2016	06-Fre-99-23.3	Resurface Parking Lot With Hot Mix Asphalt.	3/22/2016			CENTRAL VALLEY ASPHALT	658,175.05	LEE CONTRACTORS AND SAFETY STRIPING SERVICE. SAM'S EQUIPMENT &	15,800.00 10,188.00 7,000.00	DV DV DV	3 5 7
									DVBE: 5% 5.0%	\$32,988.00		
06-0T6404	4/22/2016	06-Tul-137-7.2/13.2	Cold Plane Asphalt Pavement And Apply Rubberized Hma-gap Graded (bwc).	3/1/2016			GRANITE CONSTRUCTION COMPANY	1,309,900.00	SAFETY STRIPING SERVICE GLOBAL ENVIRONMENTAL	41,395.00 1,330.00	DV DV	5 7
									DVBE: 3% 3.3%	\$42,725.00		
								Average DBE				
								Average DVBE	4.0% 4.1%			
							Total for District 06	\$1,968,075.05		5		\$75,713.00

CALTRANS
Major and Minor A
Construction Contracts

DISTRICT 07
AWARD TRACKER by District — APRIL 2016

Contract Number	Award Date	Dist/Co/Rte/PM	Description of Work	Bid Open Date	Fed Aid	Bond	Contractor	Awarded Amt \$	Subcont UDBE/DVBE Goal Cert	Subcontract Amt (\$ Cert)	Ethnic Group	Const Type	
07-290004	4/6/2016	07-LA-405-R12.6/R21.2	Construct Concrete Barriers And Install Midwest Guard Rails.	12/17/201	X		PETERSON-CHASE GENERAL ENGINEERING CONSTRUCTION,	13,210,850.95	AUSTIN ENTERPRISES HIGH LIGHT ELECTRIC. INC.	24,455.00 2,178,000.00	H H	F F	2 5
									DBE: 11%	16.7%	\$2,202,455.00		
07-290704	4/6/2016	07-LA-47-0.9/2.0	Restore Bridge Seismic.	11/18/201	X		GOLDEN STATE BRIDGE, INC.	15,204,505.00	MANERI TRAFFIC CONTROL ALL AMERICAN RENTALS MORGNER CONSTRUCTION	895,900.00 31,704.00 19,475.00	H H H	F F F	5 7 7
									DBE: 6%	6.2%	\$947,079.00		
07-3W0904	4/19/2016	07-LA-5, 10, 60, 101-Var	Place Methacrylate On Bridge Decks And Joint Seals	3/29/2016			VELARDE CONCRETE CONSTRUCTION, INC.	775,840.17	UNITED SYNERGY MALLARD CONSTRUCTION	24,378.20 32,297.50	DV DV		7 7
									DVBE: 5%	7.3%	\$56,675.70		
07-4Y8504	4/13/2016	07-LA-103-0.9/1.2	Spot Blast, Clean And Paint Existing Bridge	3/10/2016	X		CL COATINGS, INC. DBA CL INDUSTRIAL COATINGS, INC.	2,932,356.00	ADANTA. INC FULL TRAFFIC TULLY CONSULTING GROUP ASKARI SECURITY	1,280.00 63,379.00 625.00 139,264.00	NA H H B	F F F F	7 5 7 7
									DBE: 6%	7.0%	\$204,548.00		
								Average DBE	7.7%	10.0%			
								Average DVBE	5.0%	7.3%			
Total for District 07								\$32,123,552.12		11	\$3,410,757.70		



DISTRICT 08
AWARD TRACKER by District — APRIL 2016

Contract Number	Award Date	Dist/Co/Rte/PM	Description of Work	Bid Open Date	Fed Aid	Bond	Contractor	Awarded Amt \$	Subcont UDBe/DVBE Goal Cert	Subcontract Amt (\$ Cert)	Ethnic Group	Const Type
08-0e9004	4/14/2016	08-SBd-247-9.6/20.3	Widening Shoulders	2/24/2016	X		GRIFFITH COMPANY	9,285,582.00	LMS TRANSPORT FINE GRADE EQUIPMENT.	691,803.72 1,585,380.00	AP NA F	7 1
									DBE: 12% 24.5%	\$2,277,183.72		
08-0i9904	4/13/2016	08-SBd-18-49.0/51.7	Repair And Replaced Sidewalks, Curbs & Gutters.	2/24/2016	X		STL LANDSCAPE, INC.	2,670,000.00	ADANTA, INC FULL TRAFFIC MANERI TRAFFIC CONTROL PEREZ ASPHALT ACE FENCE COMPANY ONE TIME UTILITY SALES SAM'S EQUIPMENT &	3,380.00 162,929.85 7,128.00 245,486.00 38,290.00 10,884.00 3,604.26	NA H H H H H NA	F 4 4 2 7 7 7
									DBE: 17% 17.7%	\$471,702.11		
08-0N5504	4/21/2016	08-SBd-40-R105.2/R106.5	Replace The Left Watson Wash Bridge NO. 08051	2/9/2016	X		M.C.M. CONSTRUCTION, INC.	7,532,522.00	LA STEEL SERVICES INC	649,425.00	C F	7
									DBE: 8% 8.6%	\$649,425.00		
08-0O2304	4/4/2016	08-SBd-18-110.8	Install Traffic Signal And Pedestrian Refuge Area	1/20/2016	X		HIGHLAND CONSTRUCTION, INC.	805,893.00	VT ELECTRIC, INC.	353,920.00	AP	5
									DBE: 15% 43.9%	\$353,920.00		
08-0O3004	4/18/2016	08-SBd-138-R17.1/R19.2	Realign Section Of State Route 138	3/3/2016	X		SKANSKA USA CIVIL WEST CALIFORNIA DISTRICT INC.	21,379,324.50	M & B WATER TRUCKS, INC TRIUMPH GEO-SYNTHETICS, TIPCO ENGINEERING, INC SUPER SEAL & STRIPE, INC LMS TRANSPORT RUPERT CONSTRUCTION RIVERA TRUCKING NATURAL RESOURCES	315,350.00 210,997.67 239,774.00 60,744.00 184,286.90 77,894.40 237,000.00 343,200.00	H C B C AP C NA C	F 7 7 5 4 7 4 7
									DBE: 9% 7.8%	\$1,669,246.97		
08-1C3404	4/7/2016	08-Riv-74-27.5/32.3	Performing Slurry Seal And Localized Dig-out On Route 74	3/1/2016			VSS INTERNATIONAL, INC	801,005.00	TITAN DVBE INC GLOBAL ENVIRONMENTAL	36,130.00 5,625.00	DV DV	5 7
									DVBE: 3% 5.2%	\$41,755.00		

CALTRANS

Major and Minor A
Construction Contracts

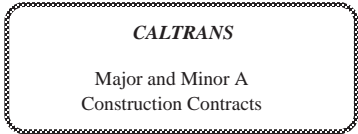
DISTRICT 08
AWARD TRACKER by District — APRIL 2016

Contract Number	Award Date	Dist/Co/Rte/PM	Description of Work	Bid Open Date	Fed Aid	Bond	Contractor	Awarded Amt \$	Subcont UDBe/DVBE Goal Cert	Subcontract Amt (\$ Cert)	Ethnic Group	Const Type
08-1C4004	4/4/2016	08-Riv-215-22.3/43.2	Apply Methacrylate Sealing, Replace Joint Seal And Install G-11 Signs	3/3/2016	X		J. FRANCIS COMPANY	810,659.32	J FRANCIS COMPANY	193,462.16	C F	3
									DBE: 13%	23.9%		\$193,462.16
08-1F4904	4/12/2016	08-SBd-247-24.0/78.0	Slurry Seal And Replace Asphalt Surfacing.	3/17/2016			VSS INTERNATIONAL, INC	1,016,014.00	TITAN DVBE INC GLOBAL ENVIRONMENTAL	91,570.00 4,775.00	DV DV	5 7
									DVBE: 3%	9.5%		\$96,345.00
08-1F6404	4/28/2016	08-SBd,Riv-10, 259 and 79-Varies	Sandblast, Clean, Methacrylate Sealing The Deck And Place Joint Seals	3/16/2016			TRUESDELL CORPORATION OF CALIFORNIA, INC.	453,453.00	GLOBAL ENVIRONMENTAL MALLARD CONSTRUCTION	6,910.00 16,680.00	DV DV	7 5
									DVBE: 5%	5.2%		\$23,590.00
08-1G0704	4/27/2016	08-SBd-18-31.9/38.5	Rehabilitate Pavement For Mainline,shoulders And Turnouts	2/25/2016	X		ALL AMERICAN ASPHALT	3,161,996.00	CALIFORNIA MANERI TRAFFIC CONTROL LMS TRANSPORT	4,250.00 193,085.00 249,744.42	AP H AP	F 5 4
									DBE: 14%	14.1%		\$447,079.42
08-1G0804	4/27/2016	08-Riv-10-R134.3/R144.1	Rehabilitate Pavement	3/24/2016	X		PAVE-TECH INC.	5,633,113.00	LMS TRANSPORT CALIFORNIA	469,416.00 76,000.00	AP AP	4 5
									DBE: 7%	9.7%		\$545,416.00
08-1G1304	4/13/2016	08-SBd-58-R0.0/R13.0	Replace Asphalt Concrete Surfacing, Cold Plane And Overlay	3/2/2016			SECURITY PAVING COMPANY, INC.	1,969,000.00	TITAN DVBE DEPENDABLE PETROLEUM	60,618.00 35,100.00	DV DV	5 4
									DVBE: 3%	4.9%		\$95,718.00

CALTRANS
Major and Minor A
Construction Contracts

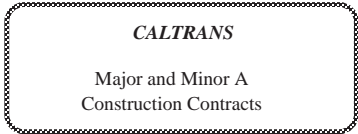
DISTRICT 08
AWARD TRACKER by District — APRIL 2016

Contract Number	Award Date	Dist/Co/Rte/PM	Description of Work	Bid Open Date	Fed Aid	Bond	Contractor	Awarded Amt \$	Subcont UDBE/DVBE Goal	Cert	Subcontract Amt (\$ Cert)	Ethnic Group	Const Type
								Average DBE	11.9%	18.8%			
								Average DVBE	3.5%	6.2%			
Total for District 08								\$55,518,561.82		35	\$6,864,843.38		



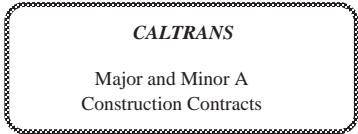
DISTRICT 09
AWARD TRACKER by District — APRIL 2016

Contract Number	Award Date	Dist/Co/Rte/PM	Description of Work	Bid Open Date	Fed Aid	Bond	Contractor	Awarded Amt \$	Subcont UDBE/DVBE Goal Cert	Subcontract Amt (\$ Cert)	Ethnic Group	Const Type
09-333404	4/13/2016	09-Iny-395-75.1	Earthwork, Contour Grading And Erosion Control.	3/8/2016			WILLIAM KANAYAN CONSTRUCTION	617,900.00	GOLD & SONS TRUCKING DVBE: 5% 13.8%	85,440.00 \$85,440.00	DV	4
09-340904	4/18/2016	09-Mno-395-72.5/86.0	Remove And Construct Culverts.	3/23/2016	X		WILLIAM KANAYAN CONSTRUCTION	1,009,037.00	SAM'S EQUIPMENT & MASKELL PIPE & SUPPLY DBE: 6% 6.5%	7,134.83 58,054.86	NA C F	7 7
09-361904	4/19/2016	09-Mno-108, 270, 395-Various	Construct Asphalt-rubber Seal Coat.	3/15/2016	X		AMERICAN PAVEMENT SYSTEMS, INC.	1,761,500.00	LMS TRANSPORT DBE: 8% 9.9%	174,597.12 \$174,597.12	AP	4
								Average DBE	7.0%	8.2%		
								Average DVBE	5.0%	13.8%		
Total for District 09								\$3,388,437.00	4	\$325,226.81		



DISTRICT 11
AWARD TRACKER by District — APRIL 2016

Contract Number	Award Date	Dist/Co/Rte/PM	Description of Work	Bid Open Date	Fed Aid	Bond	Contractor	Awarded Amt \$	Subcont UDDBE/DVBE		Subcontract Amt (\$ Cert)	Ethnic Group	Const Type	
									Goal	Cert				
11-2M7604	4/4/2016	11-SD,Imp-78 -66.0/95.3; 0.0/13.2	Replace Ac Surfacing And Apply Asphalt Rubber Binder Seal Coat.	3/2/2016	X		MANHOLE ADJUSTING INC	4,302,352.60	MANERI TRAFFIC CONTROL		145,290.00	H	F	5
									SEOUOIA CONSULTANT. INC		13,230.00	AS	F	2
									DE LEON'S TRANSPORT INC		67,536.00	H	F	4
									DBE: 5%	5.3%	\$226,056.00			
11-406404	4/22/2016	11-SD-8, 54, 67, 94, 125, 163, 805, 905- Var	Upgrade Railing And Drainage, And Install Concrete Barrier.	3/29/2016	X		LB CIVIL CONSTRUCTION, INC.	3,875,450.30	ACE FENCE CO		534,735.00	AP	F	7
									DIVERSIFIED LANDSCAPE		102,679.80	C	F	6
									PAYCO SPECIALTIES.		66,356.00	C	F	5
									MANERI TRAFFIC CONTROL		180,500.00	H	F	5
									SEALRIGHT PAVING		110,938.60	H		2
									DBE: 12%	25.7%	\$995,209.40			
11-409604	4/22/2016	11-SD-54, 125, 805- Var	Pave Areas Beyond Gore, Median, Mvp, And Relocate Cabinets.	3/29/2016	X		WESTERN RIM CONSTRUCTORS, INC.	1,374,814.60	ACE FENCE COMPANY		8,400.00	AP	F	7
									CECILIA'S SAFETY SERVICE.		21,384.00	C	F	5
									MANERI TRAFFIC CONTROL		57,875.00	H	F	5
									TERRA WEST. INC		8,725.00	H		7
									SEALRIGHT PAVING		134,233.12	H		2
									DBE: 15%	16.8%	\$230,617.12			
									Average DBE	10.7%	15.9%			
									Average DVBE					
Total for District 11								\$9,552,617.50		13	\$1,451,882.52			



DISTRICT 12
AWARD TRACKER by District — APRIL 2016

Contract Number	Award Date	Dist/Co/Rte/PM	Description of Work	Bid Open Date	Fed Aid	Bond	Contractor	Awarded Amt \$	Subcont UDBE/DVBE Goal Cert	Subcontract Amt (\$ Cert)	Ethnic Group	Const Type	
12-0N2204	4/14/2016	12-Ora-VAR	Upgrade The Existing Audio-visual, And Video Wall System	3/17/2016	X		SPINITAR	1,917,714.63	ADVANCED MOUNTING	161,197.79	H	7	
									DBE: 8%	8.4%		\$161,197.79	
12-0N2504	4/13/2016	12-Ora-133, 405-8.3,13.7,14.7,22.5	Ramp Widening, Cold Plane Ac Pvmnt & Hma Paving, Hwy Lighting	3/8/2016	X		CHUMO CONSTRUCTION INC	935,563.90	CALIFORNIA ACE FENCE COMPANY SUPER SEAL & STRIPE. INC MANERI TRAFFIC CONTROL	122,500.00 14,090.00 27,799.00 73,451.50	AP AP C H	F F F F	3 7 5 5
									DBE: 17%	25.4%		\$237,840.50	
12-0N9504	4/22/2016	12-Ora-5, 22-R29.1/42.5, R10.4	Methacrylate Treatment And Joint Seal Replacement	3/23/2016			PETERSON-CHASE GENERAL ENGINEERING CONSTRUCTION,	1,705,738.30	MALLARD CONSTRUCTION	292,232.00	DV	5	
									DVBE: 3%	17.1%		\$292,232.00	
12-0N9604	4/22/2016	12-Ora-5, 90,91,241,405-var	Methacrylic Treatment And Joint Seal Replacement	3/9/2016			PETERSON-CHASE GENERAL ENGINEERING CONSTRUCTION,	926,520.90	UNITED SYNERGY	58,323.78	DV	7	
									DVBE: 3%	6.3%		\$58,323.78	
12-0P4604	4/22/2016	12-Ora-39-3.6/7.2	Clean, Line, Remove And Place Culverts	3/24/2016			AMERICA PACIFIC CONSTRUCTION	383,522.00	E-NOR INNOVATIONS INC	19,640.00	DV	5	
									DVBE: 5%	5.1%		\$19,640.00	
12-0P4804	4/22/2016	12-Ora-55, 91-17.4/R17.9, R9.2/R17.2	Remove And Replace Pavement Delineation	3/22/2016			CAL STRIPE INC.	328,000.00	JAMES DAVID LAWRENCE	24,867.00	DV	7	
									DVBE: 5%	7.6%		\$24,867.00	
								Average DBE	12.5%	16.9%			
								Average DVBE	4.0%	9.0%			
							Total for District 12	\$6,197,059.73	9	\$794,101.07			

CALTRANS
Major and Minor A
Construction Contracts

DISTRICT 12
AWARD TRACKER by District — APRIL 2016

Contract Number	Award Date	Dist/Co/Rte/PM	Description of Work	Bid Open Date	Fed Aid	Bond	Contractor	Awarded Amt \$	Subcont UDBE/DVBE Goal	Cert	Subcontract Amt (\$ Cert)	Ethnic Group	Const Type
-----------------	------------	----------------	---------------------	---------------	---------	------	------------	----------------	------------------------	------	---------------------------	--------------	------------

Average DBE 10.5% 15.2%

Average DVBE 4.1% 7.3%

Total for State \$122,403,626.92 106 \$14,270,241.32

AVERAGE DAYS TO AWARD / NUMBER of CONTRACTS AWARDED

April 2016

(PER MONTH AND FISCAL YEAR)

	2008/09		2009/10		2010/11		2011/12		2012/13		2013/14		2014/15		2015/16	
	Average Days	Contracts Awarded	Average Days	Contracts Awarded	Average Days	Contracts Awarded	Average Days	Contracts Awarded	Average Days	Contracts Awarded	Average Days	Contracts Awarded	Average Days	Contracts Awarded	Average Days	Contracts Awarded
July	13.86	21	24.59	46	42.00	15	35.06	16	22.6	20	36.8	10	26.12	17	35.94	31
August	15.79	33	20.24	34	53.27	11	51.62	27	31.8	19	33.1	15	29.35	20	29.23	26
September	18.02	45	21.17	23	39.70	10	33.80	15	26.6	14	34.8	11	38.21	24	36.78	36
October	19.97	34	24.10	30	102.70	37	39.68	22	43.1	33	44.8	36	37.23	22	36.87	31
November	14.74	23	24.59	27	60.74	38	35.68	25	45.8	36	39.8	22	31.78	32	34.76	29
December	16.29	42	29.79	28	62.40	70	43.03	38	43.7	44	46.1	20	42.63	46	46.18	49
January	19.40	30	28.19	32	54.18	61	46.06	31	38.1	18	45.4	13	47.36	25	57.88	43
February	18.56	63	28.05	40	59.33	39	37.24	33	42.7	26	43.42	24	36.32	28	37.60	43
March	17.71	69	22.85	61	30.78	51	39.48	56	44.1	42	34	31	23.04	24	38.08	72
April	22.84	82	29.17	77	33.86	74	25.22	77	32.5	50	32.78	60	27.02	48	39.38	42
May	17.15	82	27.76	94	31.82	105	26.25	83	31.1	62	26.89	64	33.43	75		
June	21.30	113	34.88	120	34.35	106	33.78	83	39	73	33.54	54	33.72	71		
FY Average	17.97	637	26.28	612	50.43	617	37.24	506	36.76	437	37.62	360	33.85	432	39.27	402