

State of California
Department of Transportation
Division of Engineering Services



Award Tracker Report

JUNE 2016



JUNE 2016

<u>Total No Contracts</u>	<u>Total Payment</u>	<u>Total State Payment</u>	<u>Total Federal Payment</u>	<u>Total DVBE Goals</u>	<u>Total DBE Goals</u>	<u>Total Overall Goals</u>
66	\$169,138,748.04	\$32,921,185.18	\$136,217,562.86	\$1,156,825.31	\$16,344,445.89	\$17,501,271.19
				3.5%	12.0%	10.3%
<u>State Contracts</u>	<u>Federal Contracts</u>			<u>Total DVBE Cert</u>	<u>Total DBE Cert</u>	<u>Total Overall Cert</u>
33	33			\$2,229,569.64	\$20,077,811.01	\$22,307,380.65
				6.8%	14.7%	13.2%

<u>GOALS</u>	<u>NO. OF CONTRACTS</u>	<u>CONTRACT PERCENTAGE</u>	<u>BID AMOUNT</u>	<u>DOLLAR PERCENT</u>
No Goals	2	3.03	4,939,816.92	2.92
< 10%	39	59.09	58,265,164.76	34.45
= 10%	3	4.55	4,010,433.50	2.37
> 10%	22	33.33	101,923,332.86	60.26
Total	<u>66</u>	<u>100.0%</u>	<u>\$169,138,748.04</u>	<u>100.0%</u>

GOAL RESULTS AT AWARD

No Goals	2	3.03	4,939,816.92	2.92
Good Faith Effort	8	12.12	14,776,528.36	8.74
Goals Met	2	3.03	762,463.00	0.45
Goals Exceeded	54	81.82	148,659,939.76	87.89
Total	<u>66</u>	<u>100.0%</u>	<u>\$169,138,748.04</u>	<u>100.0%</u>

GOOD FAITH DENIALS

State Projects	0.0	0.0%		
Federal Projects	3.0	9.1%		

DBE/DVBE TOTALS
State Fiscal Year 2015-16
July 1, 2015 - June 30, 2016

<u>Total No Contracts</u>	<u>Total Payment</u>	<u>Total State Payment</u>	<u>Total Federal Payment</u>	<u>Total DVBE Goals</u>	<u>Total DBE Goals</u>
508	\$2,361,394,232.73	\$283,052,816.57	\$2,078,341,416.16	\$6,792,299.89	\$222,503,245.42
				2.4%	10.7%
<u>State Contracts</u>	<u>Federal Contracts</u>			<u>Total DVBE Cert</u>	<u>Total DBE Cert</u>
168	340			\$12,518,764.07	\$253,456,166.28
				4.4%	12.2%

<u>GOALS</u>	<u>NO. OF CONTRACTS</u>	<u>CONTRACT PERCENTAGE</u>	<u>BID AMOUNT</u>	<u>DOLLAR PERCENT</u>
No Goals	9	1.77	128,981,770.34	5.46
<10%	259	50.98	907,388,232.24	38.43
=10%	35	6.89	343,319,908.08	14.54
>10%	205	40.35	981,704,322.07	41.57
Total	508	100.0%	\$2,361,394,232.73	100.0%

GOAL RESULTS AT AWARD				
No Goals	9	1.77	128,981,770.34	5.46
Good Faith Effort	51	10.04	401,961,114.23	17.02
Goals Met	12	2.36	12,948,904.84	0.55
Goals Exceeded	436	85.83	1,817,502,443.32	76.97
Total	508	100.0 %	\$2,361,394,232.73	100.0 %

GOOD FAITH DENIALS		
State Projects	2.0	1.2%
Federal Projects	23.0	6.8%

STATE FUNDED PROJECTS
State Fiscal Year 2015-16
July 1, 2015 -June 30, 2016

<u>Total No Contracts</u>	<u>Total Payment</u>	<u>Total State Payment</u>	<u>Total DVBE Goals</u>	<u>Total Overall Goals</u>
167	\$282,256,211.65	\$282,256,211.65	\$6,752,469.65	\$6,752,469.65
			2.4%	2.4%
			<u>Total DVBE Cert</u>	<u>Total Overall Cert</u>
			\$12,332,770.07	\$12,332,770.07
			4.4%	4.4%

GOALS	NO. OF CONTRACTS	CONTRACT PERCENTAGE	BID AMOUNT	DOLLAR PERCENT
No Goals	7	4.19	119,950,904.42	42.50
<10%	160	95.81	162,305,307.23	57.50
=10%	0	0.00	0.00	0.00
>10%	0	0.00	0.00	0.00
Total	167	100.0%	\$282,256,211.65	100.0%

GOAL RESULTS AT AWARD				
No Goals	7	4.19	119,950,904.42	42.50
Good Faith Effort	0	0.00	0.00	0.00
Goals Met	7	4.19	4,453,530.05	1.58
Goals Exceeded	153	91.62	157,851,777.18	55.92
Total	167	100.0 %	\$282,256,211.65	100.0 %

GOOD FAITH DENIALS				
State Projects	2.0	1.2 %		

**FEDERAL FUNDED PROJECTS
FEDERAL FISCAL YEAR 2015-16
October 1, 2015 - June 30, 2016**

<u>Total No Contracts</u>	<u>Total Federal Payment</u>	<u>Total DBE Goals</u>	<u>Total Overall Goals</u>
254	\$1,796,237,461.00	\$193,022,580.36	\$193,022,580.36
		10.7%	10.7%
		<u>Total DBE Cert</u>	<u>Total Overall Cert</u>
		\$211,233,346.26	\$211,233,346.26
		11.8%	11.8%

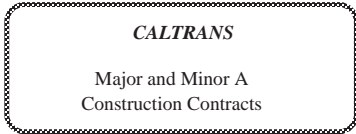
GOALS	NO. OF CONTRACTS	CONTRACT PERCENTAGE	BID AMOUNT	DOLLAR PERCENT
No Goals	1	0.39	8,234,261.00	0.46
<10%	62	24.41	622,402,343.21	34.65
=10%	30	11.81	298,049,830.62	16.59
>10%	161	63.39	867,551,026.17	48.30
Total	254	100.0 %	\$1,796,237,461.00	100.0 %

GOAL RESULTS AT AWARD

No Goals	1	0.39	8,234,261.00	0.46
Good Faith Effort	43	16.93	347,868,942.83	19.37
Goals Met	4	1.57	7,796,698.09	0.43
Goals Exceeded	206	81.10	1,432,337,559.08	79.74
Total	254	100.0 %	\$1,796,237,461.00	100.0 %

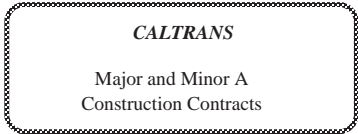
GOOD FAITH DENIALS

Federal Projects	20.0	7.9 %
------------------	------	-------



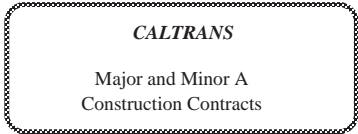
DISTRICT 04
AWARD TRACKER by District — JUNE 2016

Contract Number	Award Date	Dist/Co/Rte/PM	Description of Work	Bid Open Date	Fed Aid	Bond	Contractor	Awarded Amt \$	Subcont UDBE/DVBE Goal Cert	Subcontract Amt (\$ Cert)	Ethnic Group	Const Type		
04-1J2504	6/3/2016	04-Ala-84-R18.0/R22.9	Asphalt Concrete Resurfacing.	4/27/2016	X		BAY CITIES PAVING & GRADING, INC.	2,095,264.80	A B S L CONSTRUCTION	109,200.00	H	2		
									SPIRIT ROAD OILS	18,349.00	NA F	7		
									ALL CITY TRUCKING	116,400.00	AS	4		
								DBE: 11%	11.6%	\$243,949.00				
04-1J3504	6/13/2016	04-Ala-13, 80, 880-VAR	Treat Bridge Decks With Methacrylate And Replace Joint Seals.	4/28/2016			TRUEDELLE CORPORATION OF CALIFORNIA	1,253,028.00	GLOBAL ENVIRONMENTAL	3,300.00	DV	5		
									MALLARD CONSTRUCTION	28,586.00	DV	5		
								DVBE: 3%	2.5%	\$31,886.00				
04-1J3804	6/9/2016	04-Son-101-var	Treat Bridge Decks With Methacrylate And Replace Joint Seals.	5/17/2016			AMERICAN CIVIL CONSTRUCTORS WEST COAST LLC	326,250.00	MALLARD CONSTRUCTION	35,615.00	DV	5		
								DVBE: 5%	10.9%	\$35,615.00				
04-1J5704	6/3/2016	04-SCI-17, 880-VAR	Spot Blast Clean And Paint The Steel Girders.	5/4/2016			TECHNO COATINGS INC.	1,814,337.00	TITAN DVBE INC	60,000.00	DV	5		
								DVBE: 3%	3.3%	\$60,000.00				
04-1J5804	6/9/2016	04-Ala-880-28.2	Spot Blast Clean And Paint The Steel Girders.	5/11/2016			CERTIFIED COATINGS COMPANY	4,143,212.00	TITAN DVBE INC	53,032.00	DV	5		
									1.3%	\$53,032.00				
04-1J6904	6/24/2016	04-SF-101, 280-3.5/4.0, R6.7	Upgrade Fences And Gates	5/17/2016			ARROW FENCING	513,900.00	GLOBAL ENVIRONMENTAL	41,260.00	DV	7		
								DVBE: 5%	8.0%	\$41,260.00				
04-1J7104	6/9/2016	04-Sol-780-1.4	Construct Shoulder And Single Thrie Beam Barrier	5/10/2016			VINTAGE PAVING COMPANY, INC	785,449.53	TITAN DVBE INC	41,120.00	DV	5		
									TEAM EES, INC	17,627.43	DV	6		
								DVBE: 5%	7.5%	\$58,747.43				



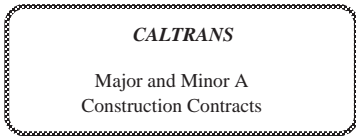
DISTRICT 04
AWARD TRACKER by District — JUNE 2016

Contract Number	Award Date	Dist/Co/Rte/PM	Description of Work	Bid Open Date	Fed Aid	Bond	Contractor	Awarded Amt \$	Subcont UDDBE/DVBE Goal Cert	Subcontract Amt (\$ Cert)	Ethnic Group	Const Type	
04-2G9404	6/3/2016	04-Nap-128-17.9	Construct Roadway Retaining System	4/19/2016	X		GORDON N. BALL, INC.	975,920.00	FRANK MEDINA GENERAL	14,400.00	H	5	
									RUPERT CONSTRUCTION	27,244.71	C	F	7
									CMC TRAFFIC CONTROL	1,465.00	C	F	5
									R&S TRUCKING, INC	25,596.00	C	F	4
									A B S L CONSTRUCTION	3,200.00	H		2
									NITTA, INC.	13,472.00	AP		6
									WATER COMPONENTS & FLASH TRAFFIC, INC.	5,081.01	C	F	6
									FLASH TRAFFIC, INC.	6,700.00	H	F	5
									APIIAN UDDBE SWPPPS	800.00	B	F	7
									DBE: 14%	12.0%			\$97,958.72
04-2J2504	6/20/2016	04-SCI-Var-Var	Treat Bridge Decks With Methacrylate And Replace Joint Seal.	5/24/2016		ETIC	1,615,899.55	MALLARD CONSTRUCTION	89,165.00	DV	5		
								SAPPER WEST INC	9,890.00	DV	7		
								DVBE: 3%	6.1%		\$99,055.00		
04-2J2604	6/27/2016	04-SF,SM-101, 280-var	Treat Bridge Decks With Methacrylate And Replace Joint Seals.	6/1/2016		PETERSON-CHASE GENERAL ENGINEERING CONSTRUCTION,	1,933,586.80	MALLARD CONSTRUCTION	47,358.50	DV	5		
								UNITED SYNERGY	7,678.73	DV	7		
								DVBE: 3%	2.8%		\$55,037.23		
04-3J4304	6/20/2016	04-SM-280-10.8	Remove And Replace Hps With Led Lighting.	5/18/2016		NORCAL GENERAL CONSTRUCTION CORPORATION	646,645.00	DV ELECTRIC	36,800.00	DV	5		
								GLOBAL ENVIRONMENTAL	545.00	DV	7		
								DVBE: 5%	5.8%		\$37,345.00		
04-3J4404	6/14/2016	04-Sol-12-R23.5/25.5	Cold Plane Asphalt Concrete Pavement And Rhma Overlay.	5/10/2016		GEORGE REED, INC.	1,050,848.00	SAMBRANO TRAFFIC	46,550.00	DV	5		
								DVBE: 3%	4.4%		\$46,550.00		
04-3J4704	6/9/2016	04-Mrn-1 -22.8/28.5,46.2/50.5	Cold Plane Ac Pavement And Place Hma (type A).	5/17/2016		ARGONAUT CONSTRUCTORS	933,180.64	TEAM EES, INC	24,709.00	DV	6		
								ROLL'N ROCK	30,024.00	DV	5		
								DVBE: 5%	5.9%		\$54,733.00		



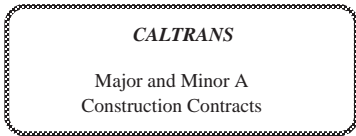
DISTRICT 04
AWARD TRACKER by District — JUNE 2016

Contract Number	Award Date	Dist/Co/Rte/PM	Description of Work	Bid Open Date	Fed Aid	Bond	Contractor	Awarded Amt \$	Subcont UDBe/DVBE Goal Cert	Subcontract Amt (\$ Cert)	Ethnic Group	Const Type									
04-3J5204	6/13/2016	04-SCI-880-8.6/10.5	Ac Resurfacing	4/26/2016	X		DESILVA GATES CONSTRUCTION	3,313,111.00	CHAVEZ TRUCKING	249,244.00	H	F	4								
									TRI VALLEY WATER	15,200.00	C	F	7								
									COLUMBIA ELECTRIC, INC	163,500.00	C	F	5								
									SPIRIT ROAD OILS	16,945.43	NA	F	4								
									FLASH TRAFFIC, INC	5,531.63	H		7								
									EIGHTEEN TRUCKING CO.	11,544.00	H	F	4								
									JAHN ENGINEERING, INC	580.00	C	F	7								
DBE: 14%									14.0%	\$462,545.06											
04-3J5304	6/24/2016	04-SCI-237-6.9/R9.2	Rubberized Hot Mix Asphalt (gap Graded) Resurfacing.	5/18/2016	X		O.C. JONES & SONS, INC.	2,493,700.00	A B S L CONSTRUCTION	135,000.00	H		2								
									CHAVEZ TRUCKING	141,720.00	H	F	4								
									ADANTA, INC	1,300.00	NA	F	7								
									JAHN ENGINEERING, INC	580.00	C	F	7								
									SPIRIT ROAD OILS	24,665.61	NA	F	7								
									COLUMBIA ELECTRIC, INC.	70,000.00	C	F	5								
									DBE: 15%									15.0%	\$373,265.61		
04-3J6804	6/24/2016	04-Sol-113-20.4/21.2	Replace Asphalt Concrete Pavement.	5/18/2016			MARTIN BROTHERS CONSTRUCTION	734,416.00	ROLL'N ROCK	37,000.00	DV		5								
									DVBE: 5%									5.0%	\$37,000.00		
04-3J6904	6/22/2016	04-SM-280-18.3, 18.6	Upgrade And Replace Existing Pumps And Controls.	5/19/2016			ALTA ENGINEERING GROUP, INC	470,796.00	CONVERSE CONSTRUCTION	26,000.00	DV		3								
									DVBE: 5%									5.5%	\$26,000.00		
04-4J1104	6/13/2016	04-SM-84-17.0/21.5	Ac Resurfacing	5/12/2016	X		TELFER PAVEMENT TECHNOLOGIES, LLC	1,136,070.00	DRAGON MATERIAL	63,000.00	H	F	4								
									TULLY CONSULTING GROUP	625.00	H	F	7								
									PAVEMENT MANAGEMENT	4,400.00	C	F	1								
									FLORES SWEEPING	11,920.00	H		7								
									WESTERN TRAFFIC SUPPLY.	4,200.00	H		7								
									DBE: 7%									7.4%	\$84,145.00		



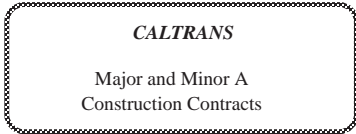
DISTRICT 04
AWARD TRACKER by District — JUNE 2016

Contract Number	Award Date	Dist/Co/Rte/PM	Description of Work	Bid Open Date	Fed Aid	Bond	Contractor	Awarded Amt \$	Subcont UDBE/DVBE		Subcontract Amt (\$ Cert)	Ethnic Group	Const Type
									Goal	Cert			
04-4J6104	6/23/2016	04-Ala-980-0.3/1.7	Cold Plane Asphalt Concrete Pavement And Rhma Overlay.	5/19/2016	X		BAY CITIES PAVING & GRADING, INC.	2,389,081.30			8,875.00	C F	5
											142,600.00	H	2
											98,000.00	H	5
											104,248.00	AS	4
									DBE: 14%	14.8%	\$353,723.00		
04-4J6304	6/28/2016	04-Sol-80-17.2	Build Materials Storage Bins With Canopy.	5/12/2016			NORTHSTATE EARTH AND WATER INC.	364,905.00			18,830.00	DV	3
									DVBE: 5%	5.2%	\$18,830.00		
									Average DBE	12.5%	12.5%		
									Average DVBE	3.9%	5.7%		
Total for District 04								\$28,989,600.62		54	\$2,270,677.05		



DISTRICT 05
AWARD TRACKER by District — JUNE 2016

Contract Number	Award Date	Dist/Co/Rte/PM	Description of Work	Bid Open Date	Fed Aid	Bond	Contractor	Awarded Amt \$	Subcont UDBe/DVBE Goal Cert	Subcontract Amt (\$ Cert)	Ethnic Group	Const Type
05-1E0504	6/13/2016	05-Mon-101 -52.4/55.2, 60.5/60.8	Construct Contrasting Surface Treatment And Drainage Facilities.	5/19/2016	X		DREAMBUILDER CONSTRUCTION CORP	1,180,701.00	DREAMBUILDER	800,589.40	AS	2
									DBE: 10%	67.8%		
										\$800,589.40		
05-1F3404	6/8/2016	05-SCr-236-0.1/17.7	Resurface Existing Roadway With Hma (type A) And Rhma-g.	4/28/2016	X		GRANITE ROCK COMPANY	3,463,896.00	PC&N CONSTRUCTION. INC K R C SAFETY CO. INC. A B S L CONSTRUCTION	176,295.00 152,934.00 64,000.00	C F NA H	5 5 2
									DBE: 11%	11.4%		
										\$393,229.00		
05-1G4604	6/13/2016	05-SLO-101-R24.3	Replace Existing Bridge Rail, Cold Plane And Resurface Pavement.	5/17/2016	X		SOUZA CONSTRUCTION, INC.	1,088,296.00	KRITZ EXCAVATING & KELLIE AVILA SUPER SEAL & STRIPE. INC	20,438.75 94,345.00 40,782.50	C F C F C F	4 5 5
									DBE: 14%	14.3%		
										\$155,566.25		
05-4482U4	6/20/2016	05-SB-101-2.2/3.3	Build And Reconstruct Bridges, Construct Ramps And Frontage Road.	4/27/2016	X		SECURITY PAVING COMPANY, INC.	52,615,740.00	HIGH LIGHT ELECTRIC. INC ACE FENCE COMPANY AUSTIN ENTERPRISES J & M LAND RESTORATION. C G O CONSTRUCTION K R C SAFETY CO. INC. TIPCO ENGINEERING. INC RANGEL BROTHERS TRIUMPH GEO-SYNTHETICS. LMS TRANSPORT	1,328,888.00 1,189,320.00 95,025.00 641,693.90 330,300.00 744,844.39 2,329,185.00 587,984.00 239,696.90 176,312.70	H AP H H B NA B H C AP	F F F F 2 5 7 4 7 4
									DBE: 13%	14.6%		
										\$7,663,249.89		
									Average DBE	12.0%	27.0%	
									Average DVBE			
							Total for District 05	\$58,348,633.00		17		\$9,012,634.54



DISTRICT 07
AWARD TRACKER by District — JUNE 2016

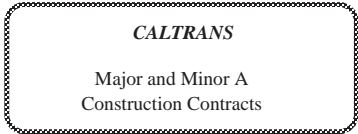
Contract Number	Award Date	Dist/Co/Rte/PM	Description of Work	Bid Open Date	Fed Aid	Bond	Contractor	Awarded Amt \$	Subcont UDDBE/DVBE Goal Cert	Subcontract Amt (\$ Cert)	Ethnic Group	Const Type
07-2849U4	6/27/2016	07-LA-118-R4.8	Widen Westbound Off Ramp To Increase Storage	6/1/2016			BEADOR CONSTRUCTION COMPANY, INC.	1,367,300.00	MALLARD CONSTRUCTION	43,871.50	DV	5
									DVBE: 3%	3.2%		\$43,871.50
07-3X0214	6/30/2016	07-Ven-150-27.4, 29.4	Repair Slope Failure.	6/8/2016	X		C. A. RASMUSSEN, INC.	3,257,212.60	ACE FENCE CO. MIRANDA LOGISTICS VISTA STEEL COMPANY SUPER SEAL & STRIPE. INC ALFRED CIVIL SEOUIA CONSULTANT. INC TRIUMPH GEO-SYNTHETICS.	62,220.00 119,187.00 175,636.61 22,718.50 1,300.00 5,772.00 8,846.81	AP H C C B AS C	F F F F 7 7 7
									DBE: 12%	12.1%		\$395,680.92
07-4P0204	6/22/2016	07-LA-138-44.9	Install Traffic Signal And Lighting	5/25/2016			SMART TECH GROUP INC	316,455.50	DUSTY DIAMOND	54,068.00	DV	7
									DVBE: 5%	17.1%		\$54,068.00
07-4T7104	6/17/2016	07-LA-66-2.9	Install Traffic And Pedestrian Signals.	5/11/2016	X		FERREIRA CONSTRUCTION CO, INC.	403,921.00	MANERI TRAFFIC CONTROL DBA LOGISTICAL	22,650.00 15,000.00	H H	F F
									DBE: 9%	9.3%		\$37,650.00
07-4T7704	6/22/2016	07-LA-91-R12.9/R13.7	Modify Signal And Lighting.	5/26/2016			SMART TECH GROUP INC	328,002.50	DUSTY DIAMOND	58,254.00	DV	7
									DVBE: 5%	17.8%		\$58,254.00
								Average DBE	10.5%	10.7%		
								Average DVBE	4.3%	12.7%		
							Total for District 07	\$5,672,891.60	12	\$589,524.42		

CALTRANS

Major and Minor A
Construction Contracts

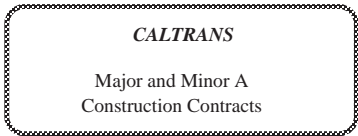
DISTRICT 08
AWARD TRACKER by District — JUNE 2016

Contract Number	Award Date	Dist/Co/Rte/PM	Description of Work	Bid Open Date	Fed Aid	Bond	Contractor	Awarded Amt \$	Subcont UDBE/DVBE Goal Cert	Subcontract Amt (\$ Cert)	Ethnic Group	Const Type
08-0J8104	6/3/2016	08-SBd-330 -30.7/39.3	Rehabilitate Culverts	4/26/2016			DREAMBUILDER CONSTRUCTION CORP	560,661.00	E-NOR INNOVATIONS INC DVBE: 5% 5.3%	29,600.00 \$29,600.00	DV	5
08-0K8414	6/22/2016	08-SBd-L5726- L5726	Construct Office Building	5/18/2016			RE COM DEVELOPMENT COMPANY	920,206.04	UNITED SYNERGY LON'S ELECTRICAL WEBER'S PLUMBING DVBE: 5% 30.4%	40,020.00 149,750.00 90,000.00 \$279,770.00	DV DV DV	7 3 3
08-0O7904	6/3/2016	08-SBd-40- R93.1/94.2	Replace Hoff Wash Bridge (bridge Number 54-0889l/r)	5/5/2016	X		ORTIZ ENTERPRISES, INC.	6,697,874.00	MANERI TRAFFIC CONTROL TRIUMPH GEO-SYNTHETICS. GONZALES EMPIRE STEEL, INC. LMS TRANSPORT REDLANDS TRANSPORT. AUSTIN ENTERPRISES DBE: 8% 9.1%	76,377.00 17,573.00 31,150.00 307,918.00 120,000.00 28,800.00 25,608.00 \$607,426.00	H C C F F F AP AP NA F H F	5 7 7 7 7 4 3
08-0R4404	6/29/2016	08-SBd-15- R23.0/R36.2	Install Vegetation Control Underneath Existing Metal Beam Guard Rail	3/15/2016	X		DREAMBUILDER CONSTRUCTION CORP	797,061.00	E-NOR INNOVATIONS INC. DREAMBUILDER DBE: 24% 74.0%	34,000.00 555,718.60 \$589,718.60	B AS	5 1
08-0R4504	6/24/2016	08-SBd-15- R20.0/R23.0	Vegetation Control	5/24/2016	X		A. M. CONCRETE, INC.	839,825.00	MANERI TRAFFIC CONTROL RANGEL BROTHERS ADANTA, INC ALFRED CIVIL LA FIRMA INC DBE: 21% 20.2%	126,052.00 16,192.00 1,300.00 17,550.00 8,500.00 \$169,594.00	H H NA B NA	F 4 7 7 7
08-0R5104	6/3/2016	08-SBd-15/210 -7.5/8.7, 10.8/12.4	Improve Worker Safety Conditions And Install Vegetation Control.	3/23/2016	X		WEST COAST PUBLIC WORKS, INC.	977,780.00	MIRANDA LOGISTICS MANERI TRAFFIC CONTROL ADANTA, INC TRIUMPH GEO-SYNTHETICS. DBE: 17% 14.6%	102,800.00 30,375.00 6,000.00 3,334.20 \$142,509.20	H H NA C	4 F F F



DISTRICT 08
AWARD TRACKER by District — JUNE 2016

Contract Number	Award Date	Dist/Co/Rte/PM	Description of Work	Bid Open Date	Fed Aid	Bond	Contractor	Awarded Amt \$	Subcont UDDBE/DVBE Goal Cert	Subcontract Amt (\$ Cert)	Ethnic Group	Const Type
08-1E3004	6/30/2016	08-Riv-15-33.1 / 35.8	Install Ramp Metering System At Nb & Sb Entrance Ramps	5/17/2016			V A P CONSTRUCTION INC	634,575.00	MALLARD CONSTRUCTION	34,180.00	DV	5
									DVBE: 5%	5.4%	\$34,180.00	
08-1F1104	6/30/2016	08-SBd-38-38.6-L5759	Construct A Sand House And Chain Link Fence At Onyx Summit	5/12/2016			BRM	722,500.00	TEAM WEST CONTRACTING FIRST VANGUARD RENTALS	29,375.00 15,925.23	DV DV	7 7
									DVBE: 5%	6.3%	\$45,300.23	
08-1G0604	6/24/2016	08-Riv-177-0.0/27.0	Localized Dig-out And Place Asphalt Rubber Binder Seal Coat	5/24/2016			VSS INTERNATIONAL, INC.	2,586,532.25	TITAN DVBE INC BMP CONTRACTORS, INC GLOBAL ENVIRONMENTAL EIGHTH AVENUE	41,740.00 6,370.00 760.00 52,812.00	DV DV DV DV	5 7 7 5
									DVBE: 3%	3.9%	\$101,682.00	
								Average DBE	17.5%	29.5%		
								Average DVBE	4.6%	10.3%		
							Total for District 08	\$14,737,014.29		29	\$1,999,780.03	



DISTRICT 09
AWARD TRACKER by District — JUNE 2016

Contract Number	Award Date	Dist/Co/Rte/PM	Description of Work	Bid Open Date	Fed Aid	Bond	Contractor	Awarded Amt \$	Subcont UDBE/DVBE Goal Cert	Subcontract Amt (\$ Cert)	Ethnic Group	Const Type
09-361304	6/22/2016	09-Iny-395-R122.3/R129.5	Construct Rubberized Hot Mix Asphalt Overlay.	4/12/2016	X		GRANITE CONSTRUCTION COMPANY	5,626,836.50	K R C SAFETY CO. INC. LA FIRMA INC. LMS TRANSPORT	9,600.00 650.00 396,614.00	NA NA AP	5 7 4
									DBE: 9%	7.2%		\$406,864.00
09-362104	6/7/2016	09-Iny-395-76.0/77.0	Construct Hot Mix Asphalt Median.	5/4/2016			QUALCON CONTRACTORS, INC.	397,558.00	SAMBRANO TRAFFIC	19,900.00	DV	5
									DVBE: 5%	5.0%		\$19,900.00
								Average DBE	9.0%	7.2%		
								Average DVBE	5.0%	5.0%		
							Total for District 09	\$6,024,394.50		4		\$426,764.00

AVERAGE DAYS TO AWARD / NUMBER of CONTRACTS AWARDED

June 2016

(PER MONTH AND FISCAL YEAR)

	2008/09		2009/10		2010/11		2011/12		2012/13		2013/14		2014/15		2015/16	
	Average Days	Contracts Awarded	Average Days	Contracts Awarded	Average Days	Contracts Awarded	Average Days	Contracts Awarded	Average Days	Contracts Awarded	Average Days	Contracts Awarded	Average Days	Contracts Awarded	Average Days	Contracts Awarded
July	13.86	21	24.59	46	42.00	15	35.06	16	22.6	20	36.8	10	26.12	17	35.94	31
August	15.79	33	20.24	34	53.27	11	51.62	27	31.8	19	33.1	15	29.35	20	29.23	26
September	18.02	45	21.17	23	39.70	10	33.80	15	26.6	14	34.8	11	38.21	24	36.78	36
October	19.97	34	24.10	30	102.70	37	39.68	22	43.1	33	44.8	36	37.23	22	36.87	31
November	14.74	23	24.59	27	60.74	38	35.68	25	45.8	36	39.8	22	31.78	32	34.76	29
December	16.29	42	29.79	28	62.40	70	43.03	38	43.7	44	46.1	20	42.63	46	46.18	49
January	19.40	30	28.19	32	54.18	61	46.06	31	38.1	18	45.4	13	47.36	25	57.88	43
February	18.56	63	28.05	40	59.33	39	37.24	33	42.7	26	43.42	24	36.32	28	37.60	43
March	17.71	69	22.85	61	30.78	51	39.48	56	44.1	42	34	31	23.04	24	38.08	72
April	22.84	82	29.17	77	33.86	74	25.22	77	32.5	50	32.78	60	27.02	48	39.38	42
May	17.15	82	27.76	94	31.82	105	26.25	83	31.1	62	26.89	64	33.43	75	32.83	40
June	21.30	113	34.88	120	34.35	106	33.78	83	39	73	33.54	54	33.72	71	40.40	66
FY Average	17.97	637	26.28	612	50.43	617	37.24	506	36.76	437	37.62	360	33.85	432	38.83	508