

State of California
Department of Transportation
Division of Engineering Services



Award Tracker Report

August 2016



Executive Summary

The Award Tracker Report is published monthly by Caltrans Division of Engineering Services – Office Engineer (DES-OE) and is available for download through a link in the Contractor's Corner section of their website at http://www.dot.ca.gov/hq/esc/oe/contractor_info/. This report provides statewide and district specific state and federal-aid contract award data. The following specific information is included in the report.

- Summary of year-to-date state and federally funded contract award information
- Statewide summary of dollar values of Disadvantaged Business Enterprise (DBE) and Disabled Veteran Business Enterprise (DVBE) participation for both contract goals and commitments made by bidders
- Number of contract awards that met or exceeded the contract goals for DBE and DVBE participation
- DBE and DVBE goal results including the number of good faith efforts and denials for DBE participation and the number of goals met or exceeded
- Monthly district project award information such as contract number, prime contractor, and DBE/ DVBE goal and commitment, including the names of the DBE/DVBE firms and the committed dollar amounts

August 2016 – Page 1 of 13

- For the month of August 2016, the Office Engineer awarded 15 contracts, for a total bid amount of \$20,477,845.82.
- Of the 15 contracts, 14 were federally funded for a total of \$20,091,197.82. The DBE participation for the contract goals was \$1,993,935.42 (9.9%) and the cert amount was \$8,514,291.67 (42.4%).
- Of the 15 contracts, 1 was state funded for a total of \$386,648.00. The DVBE participation for contract goal was \$19,332.40 (5.0%) and the cert amount was \$21,490.70 (5.6%).

DBE and DVBE Totals for State Fiscal Year July 1, 2016 – August 31, 2016 – Page 2 of 13

- For the 2016/2017 State Fiscal Year, the Office Engineer awarded 36 contracts for a total bid amount of \$108,810,380.09.
- Of the 36 contracts, 35 were federally funded for a total bid amount of \$108,423,732.09. The DBE participation for contract goals was \$10,673,637.23 (9.8%) and the committed amount was \$20,043,039.86 (18.5%).
- Of the 36 contracts, 1 was State funded for a total bid amount of \$386,648.00. The DVBE participation for contract goals was \$19,332.40 and the cert amount was \$21,490.70.

State Contracts for State Fiscal Year July 1, 2016 – August 31, 2016 – Page 3 of 13

- For the 2017/2016 State Fiscal Year, the Office Engineer awarded 1 state funded contracts for a total bid amount of \$386,648.00.
- The DVBE participation for contract goals was \$19,332.40 and the cert amount was \$21,490.70.

Federal Contracts for Federal Fiscal Year October 1, 2015 – August 31, 2016 – Page 4 of 13

- For the 2016/2015 Federal Fiscal Year, the Office Engineer awarded 289 federally funded contracts, for a total bid amount of \$1,903,839,193.09.
- The claimed DBE participation for contract goals was \$203,610,237.60 (10.7%) and the cert amount was \$231,178,350.02 (12.1%).

AUGUST 2016

<u>Total No Contracts</u>	<u>Total Payment</u>	<u>Total State Payment</u>	<u>Total Federal Payment</u>	<u>Total DVBE Goals</u>	<u>Total DBE Goals</u>	<u>Total Overall Goals</u>
15	\$20,477,845.82	\$386,648.00	\$20,091,197.82	\$19,332.40	\$1,993,935.42	\$2,013,267.82
				5.0%	9.9%	9.8%
<u>State Contracts</u>	<u>Federal Contracts</u>			<u>Total DVBE Cert</u>	<u>Total DBE Cert</u>	<u>Total Overall Cert</u>
1	14			\$21,490.70	\$8,514,291.67	\$8,535,782.37
				5.6%	42.4%	41.7%

<u>GOALS</u>	<u>NO. OF CONTRACTS</u>	<u>CONTRACT PERCENTAGE</u>	<u>BID AMOUNT</u>	<u>DOLLAR PERCENT</u>
No Goals	0	0.00	0.00	0.00
< 10%	8	53.33	9,820,013.32	47.95
= 10%	2	13.33	1,560,315.00	7.62
> 10%	5	33.33	9,097,517.50	44.43
Total	<u>15</u>	<u>100.0%</u>	<u>\$20,477,845.82</u>	<u>100.0 %</u>

GOAL RESULTS AT AWARD

No Goals	0	0.00	0.00	0.00
Good Faith Effort	0	0.00	0.00	0.00
Goals Met	0	0.00	0.00	0.00
Goals Exceeded	15	100.00	20,477,845.82	100.00
Total	<u>15</u>	<u>100.0 %</u>	<u>\$20,477,845.82</u>	<u>100.0 %</u>

GOOD FAITH DENIALS

State Projects	0.0	0.0 %
Federal Projects	0.0	0.0 %

DBE/DVBE TOTALS
State Fiscal Year 2016-17
July 1, 2016 - August 31, 2016

<u>Total No Contracts</u>	<u>Total Payment</u>	<u>Total State Payment</u>	<u>Total Federal Payment</u>	<u>Total DVBE Goals</u>	<u>Total DBE Goals</u>
36	\$108,810,380.09	\$386,648.00	\$108,423,732.09	\$19,332.40	\$10,673,637.23
				5.0%	9.8%
<u>State Contracts</u>	<u>Federal Contracts</u>			<u>Total DVBE Cert</u>	<u>Total DBE Cert</u>
1	35			\$21,490.70	\$20,043,039.86
				5.6%	18.5%

GOALS	NO. OF CONTRACTS	CONTRACT PERCENTAGE	BID AMOUNT	DOLLAR PERCENT
No Goals	0	0.00	0.00	0.00
<10%	16	44.44	40,286,138.52	37.02
=10%	5	13.89	32,525,812.01	29.89
>10%	15	41.67	35,998,429.56	33.08
Total	36	100.0%	\$108,810,380.09	100.0%

GOAL RESULTS AT AWARD				
No Goals	0	0.00	0.00	0.00
Good Faith Effort	1	2.78	1,656,259.30	1.52
Goals Met	1	2.78	4,574,894.00	4.20
Goals Exceeded	34	94.44	102,579,226.79	94.27
Total	36	100.0 %	\$108,810,380.09	100.0 %

GOOD FAITH DENIALS		
State Projects	0.0	0.0%
Federal Projects	1.0	2.9%

STATE FUNDED PROJECTS
 State Fiscal Year 2016-17
 July 1, 2016 - August 31, 2016

<u>Total No Contracts</u>	<u>Total Payment</u>	<u>Total State Payment</u>	<u>Total DVBE Goals</u>	<u>Total Overall Goals</u>
1	\$386,648.00	\$386,648.00	\$19,332.40	\$19,332.40
			5.0%	5.0%
			<u>Total DVBE Cert</u>	<u>Total Overall Cert</u>
			\$21,490.70	\$21,490.70
			5.6%	5.6%

GOALS	NO. OF CONTRACTS	CONTRACT PERCENTAGE	BID AMOUNT	DOLLAR PERCENT
No Goals	0	0.00	0.00	0.00
<10%	1	100.00	386,648.00	100.00
=10%	0	0.00	0.00	0.00
>10%	0	0.00	0.00	0.00
Total	1	100.0%	\$386,648.00	100.0%

GOAL RESULTS AT AWARD				
No Goals	0	0.00	0.00	0.00
Good Faith Effort	0	0.00	0.00	0.00
Goals Met	0	0.00	0.00	0.00
Goals Exceeded	1	100.00	386,648.00	100.00
Total	1	100.0 %	\$386,648.00	100.0 %

GOOD FAITH DENIALS			
State Projects	0.0	0.0 %	

**FEDERAL FUNDED PROJECTS
FEDERAL FISCAL YEAR 2015-16
October 1, 2015 - August 31, 2016**

<u>Total No Contracts</u>	<u>Total Federal Payment</u>	<u>Total DBE Goals</u>	<u>Total Overall Goals</u>
289	\$1,903,839,193.09	\$203,610,237.60	\$203,610,237.60
		10.7%	10.7%
		<u>Total DBE Cert</u>	<u>Total Overall Cert</u>
		\$231,178,350.02	\$231,178,350.02
		12.1%	12.1%

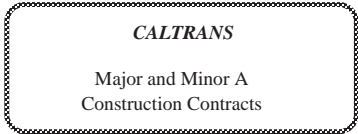
GOALS	NO. OF CONTRACTS	CONTRACT PERCENTAGE	BID AMOUNT	DOLLAR PERCENT
No Goals	1	0.35	8,234,261.00	0.43
<10%	77	26.64	661,851,833.73	34.76
=10%	35	12.11	330,575,642.63	17.36
>10%	176	60.90	903,177,455.73	47.44
Total	289	100.0 %	\$1,903,839,193.09	100.0 %

GOAL RESULTS AT AWARD

No Goals	1	0.35	8,234,261.00	0.43
Good Faith Effort	44	15.22	349,363,202.13	18.35
Goals Met	5	1.73	12,371,592.09	0.65
Goals Exceeded	239	82.70	1,533,870,137.87	80.57
Total	289	100.0 %	\$1,903,839,193.09	100.0 %

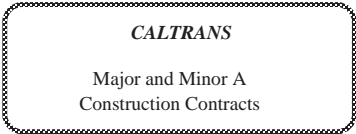
GOOD FAITH DENIALS

Federal Projects	21.0	7.3 %
------------------	------	-------



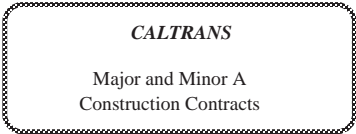
DISTRICT 03
AWARD TRACKER by District — AUGUST 2016

Contract Number	Award Date	Dist/Co/Rte/PM	Description of Work	Bid Open Date	Fed Aid	Bond	Contractor	Awarded Amt \$	Subcont UDBE/DVBE Goal Cert	Subcontract Amt (\$ Cert)	Ethnic Group	Const Type
03-3F8104	8/1/2016	03-ED,Nev,Pla,Sac, Yol-5, 28, 50, 51, 80, 89, 99, 267-VAR	Repair And Upgrade Roadside Weather Information Systems	7/7/2016	X		TIM PAXIN'S PACIFIC EXCAVATION, INC	1,053,398.00	ADANTA. INC	1,300.00	NA	F 7
									TULLY CONSULTING GROUP	5,875.00	H	F 7
									RAPER ELECTRICAL	40,046.40	NA	7
								DBE: 3%	4.5%	\$47,221.40		
03-3F9404	8/26/2016	03-Sac-99-8.5/22.4	Roadside & Slope Paving, Vegetation Removal. Place Inert Materials.	7/26/2016	X		VINTAGE PAVING COMPANY, INC	1,956,954.50	VINTAGE PAVING	1,196,151.00	H	1
								DBE: 11%	61.1%	\$1,196,151.00		
								Average DBE	7.0%	32.8%		
								Average DVBE				
Total for District 03								\$3,010,352.50		4		\$1,243,372.40



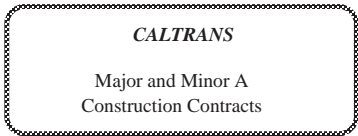
DISTRICT 04
AWARD TRACKER by District — AUGUST 2016

Contract Number	Award Date	Dist/Co/Rte/PM	Description of Work	Bid Open Date	Fed Aid	Bond	Contractor	Awarded Amt \$	Subcont UDBE/DVBE Goal	Cert	Subcontract Amt (\$ Cert)	Ethnic Group	Const Type
04-1SS594	8/10/2016	04-Mrn-580-2.7	Regrade Slope And Repair Down Drain.	6/15/2016			GHILOTTI BROS., INC.	386,648.00	SANTORO		21,490.70	DV	4
									DVBE: 5%	5.6%	\$21,490.70		
								Average DBE					
								Average DVBE	5.0%	5.6%			
							Total for District 04	\$386,648.00		1	\$21,490.70		



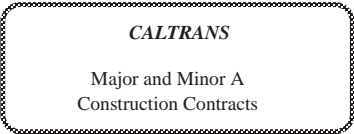
DISTRICT 05
AWARD TRACKER by District — AUGUST 2016

Contract Number	Award Date	Dist/Co/Rte/PM	Description of Work	Bid Open Date	Fed Aid	Bond	Contractor	Awarded Amt \$	Subcont UDBE/DVBE Goal Cert	Subcontract Amt (\$ Cert)	Ethnic Group	Const Type	
05-1G4004	8/15/2016	05-SCr-152-3.7/8.3	Install Pavement Striping And Marking, And Rumble Strip.	7/19/2016	X		CHRISP COMPANY	204,444.50	K R C SAFETY CO. INC. COLUMBIA ELECTRIC. INC.	11,500.00 8,500.00	NA C F	5 2	
									DBE: 8%	9.8%		\$20,000.00	
								Average DBE	8.0%	9.8%			
								Average DVBE					
Total for District 05								\$204,444.50		2		\$20,000.00	



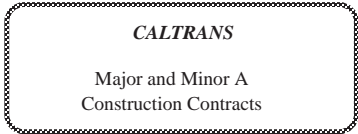
DISTRICT 06
AWARD TRACKER by District — AUGUST 2016

Contract Number	Award Date	Dist/Co/Rte/PM	Description of Work	Bid Open Date	Fed Aid	Bond	Contractor	Awarded Amt \$	Subcont UDBE/DVBE Goal Cert	Subcontract Amt (\$ Cert)	Ethnic Group	Const Type									
06-0M3704	8/10/2016	06-Kin-43, 137 -1.3/1.7, 0.0/0.2	Construct Roundabout.	7/19/2016	X		GRANITE CONSTRUCTION COMPANY	3,184,184.00	UGE & ECS. INC.	2,115.00	B	F	7								
									AUSTIN ENTERPRISES	21,778.00	H	F	3								
									FORCE TRAFFIC CONTROL.	151,140.00	C	F	5								
									K R C SAFETY CO. INC.	57,000.00	NA		5								
									FRESNO CONCRETE	235,400.00	H		2								
DBE: 12%									14.7%	\$467,433.00											
06-0S4804	8/1/2016	06-Tul-65-R9.3/14.0	Cold Plane, Pave With Rhma-g And Modify Signal And Lighting.	7/12/2016	X		CAL VALLEY CONSTRUCTION	4,049,391.50	APPIAN UDBE SWPPPS	2,600.00	B	F	7								
									CAL VALLEY	3,424,038.00	C	F	2								
									DBE: 8%									84.6%	\$3,426,638.00		
									Average DBE									10.0%	49.7%		
Average DVBE																					
Total for District 06								\$7,233,575.50	7	\$3,894,071.00											



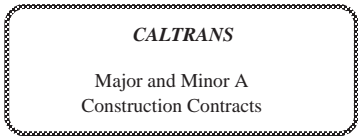
DISTRICT 07
AWARD TRACKER by District — AUGUST 2016

Contract Number	Award Date	Dist/Co/Rte/PM	Description of Work	Bid Open Date	Fed Aid	Bond	Contractor	Awarded Amt \$	Subcont UDBE/DVBE		Subcontract Amt (\$ Cert)	Ethnic Group	Const Type	
									Goal	Cert				
07-289204	8/1/2016	07-LA-710-R15.8/24.6	Install Bioswales, Vegetation, And Modify Existing Irrigation System.	6/28/2016	X		STL LANDSCAPE, INC.	2,250,000.00	TRIUMPH GEO-SYNTHETICS.		49,909.24	C	F	6
									JESMAR CONSTRUCTION		74,000.00	H		7
									G & G ELECTRIC INC		174,920.00	H		5
									DBE: 13%	13.3%			\$298,829.24	
							Average DBE	13.0%	13.3%					
							Average DVBE							
							Total for District 07	\$2,250,000.00		3	\$298,829.24			



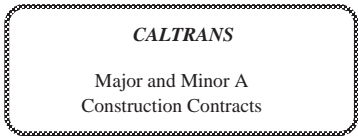
DISTRICT 08
AWARD TRACKER by District — AUGUST 2016

Contract Number	Award Date	Dist/Co/Rte/PM	Description of Work	Bid Open Date	Fed Aid	Bond	Contractor	Awarded Amt \$	Subcont UDBE/DVBE Goal Cert	Subcontract Amt (\$ Cert)	Ethnic Group	Const Type
08-0R5404	8/10/2016	08-SBd-15-32.5/42.2	Install Rock Blanket.	7/6/2016	X		ARAMEXX CONSTRUCTION	837,864.00	ARAMEXX CONSTRUCTION	837,864.00	H	6
									DBE: 10%	100.0%		
										\$837,864.00		
08-1E6604	8/8/2016	08-Riv-79-R33.8/40.0	Install Drainage Inlets	7/12/2016	X		HIGHLAND CONSTRUCTION, INC.	722,451.00	GLOBAL TRANSLOADING. TRIUMPH GEO-SYNTHETICS.	63,296.00 14,337.20	H C	F F 4 6
									DBE: 10%	10.7%		
										\$77,633.20		
08-1F9004	8/10/2016	08-SBd-18-58.8/73.4	Install Centerline Ground-in Rumble Strips	7/20/2016	X		JABRE CONTRACTING INC.	243,142.00	MANERI TRAFFIC CONTROL TRAFFIC LOOPS	23,850.00 3,500.00	H AP	F F 5 5
									DBE: 11%	11.2%		
										\$27,350.00		
									Average DBE	10.3%	40.7%	
									Average DVBE			
							Total for District 08	\$1,803,457.00		5		\$942,847.20



DISTRICT 11
AWARD TRACKER by District — AUGUST 2016

Contract Number	Award Date	Dist/Co/Rte/PM	Description of Work	Bid Open Date	Fed Aid	Bond	Contractor	Awarded Amt \$	Subcont UDBE/DVBE Goal Cert	Subcontract Amt (\$ Cert)	Ethnic Group	Const Type	
11-263314	8/16/2016	11-Imp-8-R38.8/R39.2	Rock Mulch, Gravel Mulch, Slope Paving, Irrigation And Planting.	7/20/2016	X		MARINA LANDSCAPE INC.	1,463,237.00	APPIAN UDBE SWPPPS FULL TRAFFIC MANERI TRAFFIC CONTROL SAM'S EQUIPMENT &	1,900.00 9,462.62 35,720.00 144,000.00	B H H	F F F	7 5 5
									DBE: 13%	13.1%			\$191,082.62
11-299304	8/24/2016	11-SD-5-R48.7, R59.6	Repair Pile Cap And Columns, Treat Bridge Deck With Methacrylate.	7/19/2016	X		SPECTRUM CONSTRUCTION GROUP, INC.	1,219,022.41	MANERI TRAFFIC CONTROL PAYCO SPECIALTIES. AUSTIN ENTERPRISES	83,232.00 11,810.00 17,608.00	H C H	F F F	5 5 3
									DBE: 8%	9.2%			\$112,650.00
									Average DBE	10.5%			
									Average DVBE				
							Total for District 11	\$2,682,259.41					\$303,732.62
													7



DISTRICT 12
AWARD TRACKER by District — AUGUST 2016

Contract Number	Award Date	Dist/Co/Rte/PM	Description of Work	Bid Open Date	Fed Aid	Bond	Contractor	Awarded Amt \$	Subcont UDBE/DVBE Goal Cert	Subcontract Amt (\$ Cert)	Ethnic Group	Const Type	
12-0J6604	8/25/2016	12-Ora-241-14.5/32.5	Storm Water Mitigation.	7/26/2016	X		LANDSCAPE SUPPORT SERVICES	1,946,325.46	LANDSCAPE SUPPORT MANERI TRAFFIC CONTROL ROUCH REBAR, INC.	1,481,767.66 18,150.00 5,648.50	C H C	F F F	1 5 7
									DBE: 9%	77.4%			\$1,505,566.16
12-0n5904	8/29/2016	12-Ora-39-11.7/12.2	Install Crosswalk,pedestrian Signal,raise Median & Wrought Iron Fence	7/27/2016	X		YAKAR	647,819.00	MANERI TRAFFIC CONTROL SAFE GUARD FENCE GATES ENTERPRISES, INC ALFRED CIVIL	12,330.00 57,776.00 19,080.00 600.00	H C B B	F F 1 7	5 7 1 7
									DBE: 9%	13.9%			\$89,786.00
12-0N6804	8/16/2016	12-Ora-72-11.9	Modify Signals, Add Safety Lighting, Update Curb Ramps.	7/19/2016	X		CALIFORNIA PROFESSIONAL ENGINEERING, INC.	312,964.45	CALIFORNIA	216,087.05	AP		5
									DBE: 9%	69.0%			\$216,087.05
								Average DBE	9.0%	53.4%			
								Average DVBE					
							Total for District 12	\$2,907,108.91		8			\$1,811,439.21
								Average DBE	9.6%	35.2%			
								Average DVBE	5.0%	5.6%			
							Total for State	\$20,477,845.82		37			\$8,535,782.37

AVERAGE DAYS TO AWARD / NUMBER of CONTRACTS AWARDED

July 2016

(PER MONTH AND FISCAL YEAR)

	2009/10		2010/11		2011/12		2012/13		2013/14		2014/15		2015/16		2016/17	
	Average Days	Contracts Awarded	Average Days	Contracts Awarded	Average Days	Contracts Awarded	Average Days	Contracts Awarded	Average Days	Contracts Awarded	Average Days	Contracts Awarded	Average Days	Contracts Awarded	Average Days	Contracts Awarded
July	24.59	46	42.00	15	35.06	16	22.6	20	36.8	10	26.12	17	35.94	31	36.57	21
August	20.24	34	53.27	11	51.62	27	31.8	19	33.1	15	29.35	20	29.23	26	30.13	15
September	21.17	23	39.70	10	33.80	15	26.6	14	34.8	11	38.21	24	36.78	36		
October	24.10	30	102.70	37	39.68	22	43.1	33	44.8	36	37.23	22	36.87	31		
November	24.59	27	60.74	38	35.68	25	45.8	36	39.8	22	31.78	32	34.76	29		
December	29.79	28	62.40	70	43.03	38	43.7	44	46.1	20	42.63	46	46.18	49		
January	28.19	32	54.18	61	46.06	31	38.1	18	45.4	13	47.36	25	57.88	43		
February	28.05	40	59.33	39	37.24	33	42.7	26	43.42	24	36.32	28	37.60	43		
March	22.85	61	30.78	51	39.48	56	44.1	42	34	31	23.04	24	38.08	72		
April	29.17	77	33.86	74	25.22	77	32.5	50	32.78	60	27.02	48	39.38	42		
May	27.76	94	31.82	105	26.25	83	31.1	62	26.89	64	33.43	75	32.83	40		
June	34.88	120	34.35	106	33.78	83	39	73	33.54	54	33.72	71	38.53	66		
FY Average	26.28	612	50.43	617	37.24	506	36.76	437	37.62	360	33.85	432	38.67	508	33.35	36