

State of California
Department of Transportation
Division of Engineering Services



Award Tracker Report

JANUARY 2017



JANUARY 2017

<u>Total No Contracts</u>	<u>Total Payment</u>	<u>Total State Payment</u>	<u>Total Federal Payment</u>	<u>Total DVBE Goals</u>	<u>Total DBE Goals</u>	<u>Total Overall Goals</u>
27	\$116,082,788.79	\$11,902,009.82	\$104,180,778.97	\$389,536.76	\$10,322,606.76	\$10,712,143.53
				3.3%	9.9%	9.2%
State Contracts	Federal Contracts			<u>Total DVBE Cert</u>	<u>Total DBE Cert</u>	<u>Total Overall Cert</u>
7	20			\$596,828.07	\$14,568,394.15	\$15,165,222.22
				5.0%	14.0%	13.1%

GOALS	NO. OF CONTRACTS	CONTRACT PERCENTAGE	BID AMOUNT	DOLLAR PERCENT
No Goals	0	0.00	0.00	0.00
<10%	17	62.96	63,672,546.11	54.85
=10%	2	7.41	8,920,073.24	7.68
>10%	8	29.63	43,490,169.44	37.46
Total	27	100.0%	\$116,082,788.79	100.0 %

GOAL RESULTS AT AWARD

No Goals	0	0.00	0.00	0.00
Good Faith Effort	3	11.11	8,442,642.90	7.27
Goals Met	1	3.70	1,928,321.00	1.66
Goals Exceeded	23	85.19	105,711,824.89	91.07
Total	27	100.0 %	\$116,082,788.79	100.0 %

GOOD FAITH DENIALS

State Projects	0.0	0.0 %
Federal Projects	0.0	0.0 %

DBE/DVBE TOTALS

State Fiscal Year 2016-17

July 1, 2016 -January 31, 2017

<u>Total No Contracts</u>	<u>Total Payment</u>	<u>Total State Payment</u>	<u>Total Federal Payment</u>	<u>Total DVBE Goals</u>	<u>Total DBE Goals</u>
192	\$845,138,180.37	\$38,892,479.31	\$806,245,701.06	\$845,169.56	\$79,318,017.73
				2.2%	9.8%
<u>State Contracts</u>	<u>Federal Contracts</u>			<u>Total DVBE Cert</u>	<u>Total DBE Cert</u>
24	168			\$1,413,336.96	\$105,810,715.15
				3.6%	13.1%

<u>GOALS</u>	<u>NO. OF CONTRACTS</u>	<u>CONTRACT PERCENTAGE</u>	<u>BID AMOUNT</u>	<u>DOLLAR PERCENT</u>
No Goals	2	1.04	15,729,534.77	1.86
<10%	86	44.79	337,087,555.47	39.89
=10%	22	11.46	115,999,703.65	13.73
>10%	82	42.71	376,321,386.48	44.53
Total	192	100.0%	\$845,138,180.37	100.0%

GOAL RESULTS AT AWARD

No Goals	2	1.04	15,729,534.77	1.86
Good Faith Effort	20	10.42	119,975,898.23	14.20
Goals Met	4	2.08	7,143,127.00	0.85
Goals Exceeded	166	86.46	702,289,620.37	83.10
Total	192	100.0 %	\$845,138,180.37	100.0 %

GOOD FAITH DENIALS

State Projects	0.0	0.0%		
Federal Projects	3.0	1.8%		

STATE FUNDED PROJECTS
State Fiscal Year 2016-17
July 1, 2016 -January 31, 2017

<u>Total No Contracts</u>	<u>Total Payment</u>	<u>Total State Payment</u>	<u>Total DVBE Goals</u>	<u>Total Overall Goals</u>
24	\$38,892,479.31	\$38,892,479.31	\$845,169.56	\$845,169.56
			2.2%	2.2%
			<u>Total DVBE Cert</u>	<u>Total Overall Cert</u>
			\$1,413,336.96	\$1,413,336.96
			3.6%	3.6%

GOALS	NO. OF CONTRACTS	CONTRACT PERCENTAGE	BID AMOUNT	DOLLAR PERCENT
No Goals	1	4.17	14,514,641.00	37.32
<10%	23	95.83	24,377,838.31	62.68
=10%	0	0.00	0.00	0.00
>10%	0	0.00	0.00	0.00
Total	24	100.0%	\$38,892,479.31	100.0%

GOAL RESULTS AT AWARD				
No Goals	1	4.17	14,514,641.00	37.32
Good Faith Effort	0	0.00	0.00	0.00
Goals Met	2	8.33	639,912.00	1.65
Goals Exceeded	21	87.50	23,737,926.31	61.03
Total	24	100.0 %	\$38,892,479.31	100.0 %

GOOD FAITH DENIALS				
State Projects	0.0	0.0 %		

**FEDERAL FUNDED PROJECTS
FEDERAL FISCAL YEAR 2016-17
October 1, 2016 - December 31, 2016**

<u>Total No Contracts</u>	<u>Total Federal Payment</u>	<u>Total DBE Goals</u>	<u>Total Overall Goals</u>
107	\$617,357,604.27	\$60,219,789.44	\$60,219,789.44
		9.8%	9.8%
		<u>Total DBE Cert</u>	<u>Total Overall Cert</u>
		\$74,709,120.55	\$74,709,120.55
		12.1%	12.1%

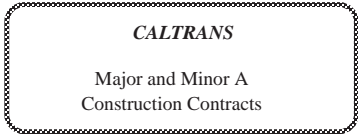
GOALS	NO. OF CONTRACTS	CONTRACT PERCENTAGE	BID AMOUNT	DOLLAR PERCENT
No Goals	0	0.00	0.00	0.00
<10%	38	35.51	249,088,995.17	40.35
=10%	16	14.95	82,266,619.64	13.33
>10%	53	49.53	286,001,989.46	46.33
Total	107	100.0 %	\$617,357,604.27	100.0 %

GOAL RESULTS AT AWARD

No Goals	0	0.00	0.00	0.00
Good Faith Effort	15	14.02	95,266,798.86	15.43
Goals Met	1	0.93	1,928,321.00	0.31
Goals Exceeded	91	85.05	520,162,484.41	84.26
Total	107	100.0 %	\$617,357,604.27	100.0 %

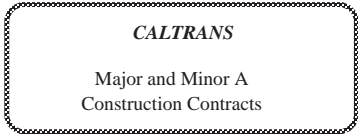
GOOD FAITH DENIALS

Federal Projects	1.0	0.9 %
------------------	-----	-------



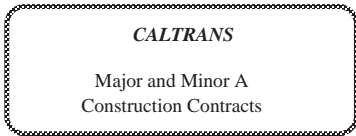
DISTRICT 04
AWARD TRACKER by District — JANUARY 2017

Contract Number	Award Date	Dist/Co/Rte/PM	Description of Work	Bid Open Date	Fed Aid	Bond	Contractor	Awarded Amt \$	Subcont UDBE/DVBE Goal Cert	Subcontract Amt (\$ Cert)	Ethnic Group	Const Type
04-3G0804	1/20/2017	04-Son-1-30.5	Construct Roadway And Soil Nail Walls	12/14/201	X		GRANITE CONSTRUCTION COMPANY	3,819,263.00	T AND S DVBE A B S L CONSTRUCTION NITTA. INC. VERIDICO GROUP FLASH TRAFFIC TRIUMPH GEO-SYNTHETICS.	68,000.00 4,900.00 23,363.00 33,940.00 14,200.00 28,077.00	C H AP C H C	F 7 F 7 F 7
									DBE: 5%	4.5%		\$172,480.00
04-3G4624	1/4/2017	04-CC,Sol-680-25.0 -25.4, 0.0-0.6	Floor Beam Fatigue Crack Mitigation	11/17/201			AMERICAN CIVIL CONSTRUCTORS WEST COAST LLC	332,757.50	JEFFCO PAINTING &	56,000.00	DV	7
									DVBE: 5%	16.8%		\$56,000.00
04-4G5104	1/20/2017	04-Sol-80-31.4, 32.6	Bridge Construction	12/6/2016	X		M.C.M. CONSTRUCTION, INC.	5,511,275.00	VINTAGE PAVING RUPERT CONSTRUCTION	422,735.00 24,970.06	H C	2 2
									DBE: 8%	8.1%		\$447,705.06
								Average DBE	10.7%	10.9%		
								Average DVBE	5.0%	16.8%		
							Total for District 04	\$35,335,152.82		37		\$4,752,475.89



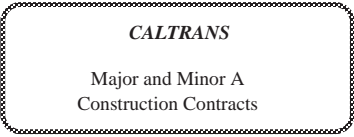
DISTRICT 07
AWARD TRACKER by District — JANUARY 2017

Contract Number	Award Date	Dist/Co/Rte/PM	Description of Work	Bid Open Date	Fed Aid	Bond	Contractor	Awarded Amt \$	Subcont UDBE/DVBE Goal Cert	Subcontract Amt (\$ Cert)	Ethnic Group	Const Type
07-257104	1/4/2017	07-LA-405-0.0/29.2, 39.0/48.6	Upgrade The Existing Communication System	11/8/2016	X		SELECT ELECTRIC, INC	4,885,380.00	MANERI TRAFFIC CONTROL	271,040.00	H F	5
									DBE: 4%	5.5%		\$271,040.00
07-297704	1/31/2017	07-LA-110-23.6/25.5	Install Safety Lighting.	9/7/2016	X		FERREIRA CONSTRUCTION CO., INC.	1,928,321.00	MANERI TRAFFIC CONTROL LOGISTICAL ENTERPRISES	254,650.00 56,000.00	H F H F	5 7
									DBE: 16%	16.1%		\$310,650.00
07-305504	1/5/2017	07-LA-5-13.7/26.7	Construct Midwest Guardrail System And Concrete Barriers.	11/2/2016	X		POWELL CONSTRUCTORS INC	3,601,398.00	HIGHLIGHT ELECTRIC	275,000.00	H	7
									DBE: 15%	7.6%		\$275,000.00
								Average DBE	11.7%	9.8%		
								Average DVBE				
							Total for District 07	\$10,415,099.00		4		\$856,690.00



DISTRICT 08
AWARD TRACKER by District — JANUARY 2017

Contract Number	Award Date	Dist/Co/Rte/PM	Description of Work	Bid Open Date	Fed Aid	Bond	Contractor	Awarded Amt \$	Subcont UDBE/DVBE Goal Cert	Subcontract Amt (\$ Cert)	Ethnic Group	Const Type
08-1C6304	1/30/2017	08-Riv,SBd-VAR-VAR	Replace (Esu) And (Har)	12/1/2016	X		HIGH LIGHT ELECTRIC INC	2,458,888.00	HIGH LIGHT ELECTRIC	1,781,480.00	H	7
									DBE: 9%	72.5%		
										\$1,781,480.00		
08-1G1404	1/5/2017	08-Riv-371-61.9/67.8	Preventative Maintenance Treatment Overlay	11/9/2016	X		CALMEX ENGINEERING INC	1,581,870.99	MANERI TRAFFIC CONTROL LMS TRANSPORT	66,560.00 143,720.40	H AS	F 5 2
									DBE: 9%	13.3%		
									Average DBE	9.0%	42.9%	
									Average DVBE			
							Total for District 08	\$4,040,758.99		3		\$1,991,760.40



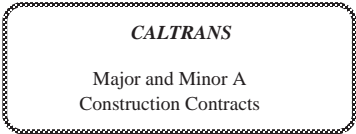
DISTRICT 09
AWARD TRACKER by District — JANUARY 2017

Contract Number	Award Date	Dist/Co/Rte/PM	Description of Work	Bid Open Date	Fed Aid	Bond	Contractor	Awarded Amt \$	Subcont UDBE/DVBE Goal	Cert	Subcontract Amt (\$ Cert)	Ethnic Group	Const Type
09-356104	1/31/2017	09-Mno-395-34.1	Construct Maintenance Equipment Storage Building And Site Work.	11/8/2016			RE COM DEVELOPMENT COMPANY	2,871,294.96	USC SUPPLY		89,823.17	DV	7
									DVBE: 3%	3.1%	\$89,823.17		
								Average DBE					
								Average DVBE	3.0%	3.1%			
							Total for District 09	\$2,871,294.96		1	\$89,823.17		

CALTRANS
Major and Minor A
Construction Contracts

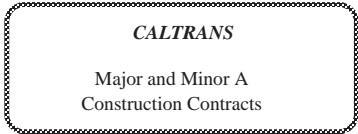
DISTRICT 10
AWARD TRACKER by District — JANUARY 2017

Contract Number	Award Date	Dist/Co/Rte/PM	Description of Work	Bid Open Date	Fed Aid	Bond	Contractor	Awarded Amt \$	Subcont UDBE/DVBE Goal Cert	Subcontract Amt (\$ Cert)	Ethnic Group	Const Type	
10-1C4704	1/13/2017	10-Mer,SJ,Sta-99-Var	Hma Resurfacing, Rumble Strip And Striping.	11/16/201	X		GEORGE REED	934,145.00	SPIRIT ROAD OILS BLACK DIAMOND ASPHALT. TULLY CONSULTING GROUP A B S L CONSTRUCTION K R C SAFETY CO. INC. APPIAN UDBE SWPPP	50,738.40 21,924.00 4,375.00 25,400.00 93,850.00 1,900.00	NA B C H NA B	F F F 2 5 F	7 7 7 2 5 7
									DBE: 20%	21.2%	\$198,187.40		
10-1F5604	1/20/2017	10-SJ-5-R17.5/R22.1	Hot Mix Asphalt Resurfacing.	12/1/2016			GEORGE REED IN	3,572,578.00	SAMBRANO TRAFFIC WELLS SWEEPING	77,805.00 48,068.00	DV DV	5 7	
									DVBE: 3%	3.5%	\$125,873.00		
10-1F5904	1/12/2017	10-Tuo-49, 108-Var	Cold Plane Ac Pavement And Rhma Overlay And Resurfacing.	11/15/201			A. TEICHERT & SON, INC DBA TEICHERT CONSTRUCTION	2,522,001.04	SAFETY STRIPPING SERVICE	122,165.00	DV	5	
									DVBE: 3%	4.8%	\$122,165.00		
								Average DBE	20.0%	21.2%			
								Average DVBE	3.0%	4.2%			
Total for District 10								\$7,028,724.04	9	\$446,225.40			



DISTRICT 11
AWARD TRACKER by District — JANUARY 2017

Contract Number	Award Date	Dist/Co/Rte/PM	Description of Work	Bid Open Date	Fed Aid	Bond	Contractor	Awarded Amt \$	Subcont UDBE/DVBE Goal Cert	Subcontract Amt (\$ Cert)	Ethnic Group	Const Type
11-421604	1/20/2017	11-SD-78-13.0/14.1	Construct Barrier, Retaining Wall And Widen Road.	12/13/201	X		WESTERN RIM CONSTRUCTORS, INC.	5,351,494.24	SEALRIGHT PAVING MANERI TRAFFIC CONTROL PAYCO SPECIALTIES.	591.824.00 29.700.00 216.564.00	H H C	2 F 5 F 7
									DBE: 10%	15.7%		\$838,088.00
								Average DBE	10.0%	15.7%		
								Average DVBE				
							Total for District 11	\$5,351,494.24		3		\$838,088.00



DISTRICT 12
AWARD TRACKER by District — JANUARY 2017

Contract Number	Award Date	Dist/Co/Rte/PM	Description of Work	Bid Open Date	Fed Aid	Bond	Contractor	Awarded Amt \$	Subcont UDBE/DVBE Goal Cert	Subcontract Amt (\$ Cert)	Ethnic Group	Const Type	
12-0M5004	1/10/2017	12-Ora-55-1.2/R17.9	Upgrade Safety Devices	11/16/201	X		CHUMO CONSTRUCTION INC	11,354,448.12	ACE FENCE COMPANY DIVERSIFIED LANDSCAPE G & F CONCRETE CUTTING, ROUGH REBAR	1,535,785.00 192,520.00 82,580.00 263,123.47	AS C H C	F F F F	7 6 2 1
									DBE: 12%	18.3%			\$2,074,008.47
									Average DBE	12.0%	18.3%		
									Average DVBE				
							Total for District 12	\$11,354,448.12		4			\$2,074,008.47
									Average DBE	10.1%	15.3%		
									Average DVBE	3.9%	7.7%		
							Total for State	\$116,082,788.79		82			\$15,165,222.22

AVERAGE DAYS TO AWARD / NUMBER of CONTRACTS AWARDED
(PER MONTH AND FISCAL YEAR)

JANUARY 17

	2009/10		2010/11		2011/12		2012/13		2013/14		2014/15		2015/16		2016/17	
	Average Days	Contracts Awarded	Average Days	Contracts Awarded	Average Days	Contracts Awarded	Average Days	Contracts Awarded	Average Days	Contracts Awarded	Average Days	Contracts Awarded	Average Days	Contracts Awarded	Average Days	Contracts Awarded
July	24.59	46	42.00	15	35.06	16	22.6	20	36.8	10	26.12	17	35.94	31	36.57	21
August	20.24	34	53.27	11	51.62	27	31.8	19	33.1	15	29.35	20	29.23	26	30.13	15
September	21.17	23	39.70	10	33.80	15	26.6	14	34.8	11	38.21	24	36.78	36	39.23	31
October	24.10	30	102.70	37	39.68	22	43.1	33	44.8	36	37.23	22	36.87	31	38.74	23
November	24.59	27	60.74	38	35.68	25	45.8	36	39.8	22	31.78	32	34.76	29	46.11	38
December	29.79	28	62.40	70	43.03	38	43.7	44	46.1	20	42.63	46	46.18	49	41.76	37
January	28.19	32	54.18	61	46.06	31	38.1	18	45.4	13	47.36	25	57.88	43	55.11	27
February	28.05	40	59.33	39	37.24	33	42.7	26	43.42	24	36.32	28	37.60	43		
March	22.85	61	30.78	51	39.48	56	44.1	42	34	31	23.04	24	38.08	72		
April	29.17	77	33.86	74	25.22	77	32.5	50	32.78	60	27.02	48	39.38	42		
May	27.76	94	31.82	105	26.25	83	31.1	62	26.89	64	33.43	75	32.83	40		
June	34.88	120	34.35	106	33.78	83	39	73	33.54	54	33.72	71	38.53	66		
FY Average	26.28	612	50.43	617	37.24	506	36.76	437	37.62	360	33.85	432	38.67	508	41.09	192