


DIST	COUNTY	ROUTE	POST MILES TOTAL PROJECT	SHEET TOTAL SHEETS

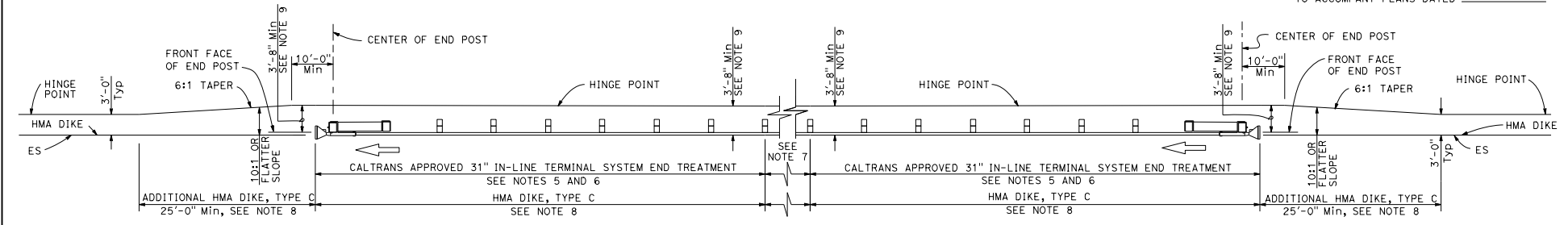
Randell D. Hiatt
REGISTERED CIVIL ENGINEER

January 20, 2017
PLANS APPROVAL DATE

THE STATE OF CALIFORNIA OR ITS OFFICERS OR AGENTS SHALL NOT BE RESPONSIBLE FOR THE ACCURACY OR COMPLETENESS OF SCANNED COPIES OF THIS PLAN SHEET.

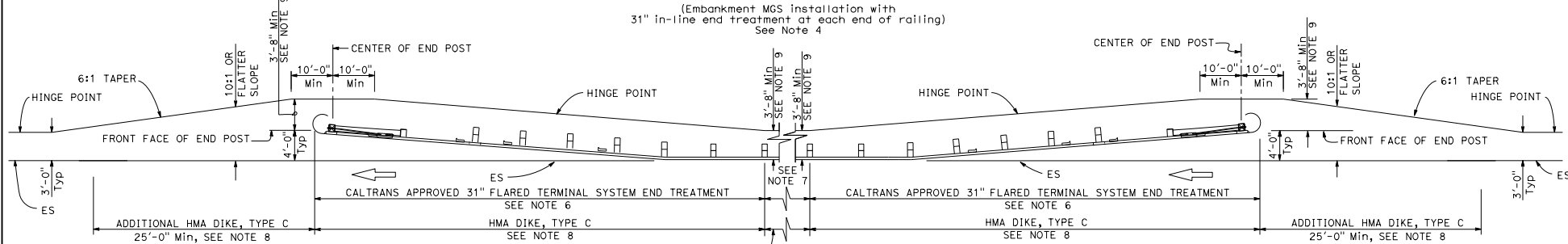


TO ACCOMPANY PLANS DATED _____



TYPE 11D LAYOUT

(Embankment MGS installation with 31" in-line end treatment at each end of railing)
See Note 4



TYPE 11E LAYOUT

(Embankment MGS installation with 31" flared end treatment at each end of railing)
See Note 4

NOTES:

- Line post, blocks and hardware to be used are shown on Revised Standard Plans RSP A77L1, RSP A77L2, RSP A77M1, RSP A77N1 and RSP A77N2.
- MGS post spacing to be 6'-3" center to center, except as otherwise noted.
- Except as noted, line posts are 6" x 8" x 6'-0" wood with 6" x 12" x 1'-2" wood blocks, W6 x 8.5 or W6 x 9 steel posts, 6'-0" in length, with 6" x 12" x 1'-2" notched wood blocks or plastic blocks may be used for 6" x 8" x 6'-0" wood post with 6" x 12" x 1'-2" wood blocks where applicable and when specified.
- Layout Types 11D through 11L, shown on the A77P Series of Standard Plans, are typically used where MGS is recommended to shield embankment slopes and a crashworthy 31" end treatment is required for both directions of traffic.
- 31" in-line terminal system end treatments are used where site conditions will not accommodate a flared end treatment.
- The type of 31" terminal system end treatment to be used will be shown on the Project Plans.
- Dependent on site conditions (embankment height and side slope), construction of additional MGS (length equal to multiples of 12'-6" with 6'-3" post spacing) may be advisable.
- Where placement of dike is required with MGS installations, see Revised Standard Plan RSP A77N4 for dike positioning details.
- Use this offset for 8-inch block. For 12-inch block, use 4'-0" Min offset.

STATE OF CALIFORNIA
DEPARTMENT OF TRANSPORTATION
**MIDWEST GUARDRAIL SYSTEM
TYPICAL LAYOUTS FOR
EMBANKMENTS**
NO SCALE

RSP A77P2 DATED JANUARY 20, 2017 SUPERSEDES RSP A77P2 DATED JULY 19, 2013 THAT SUPPLEMENTS THE STANDARD PLANS BOOK DATED 2010.
REVISED STANDARD PLAN RSP A77P2

2010 REVISED STANDARD PLAN RSP A77P2