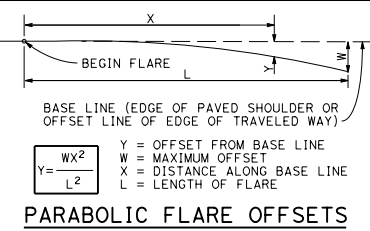
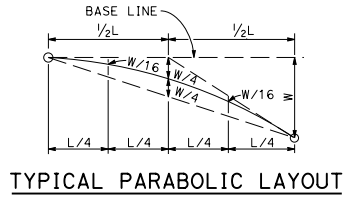


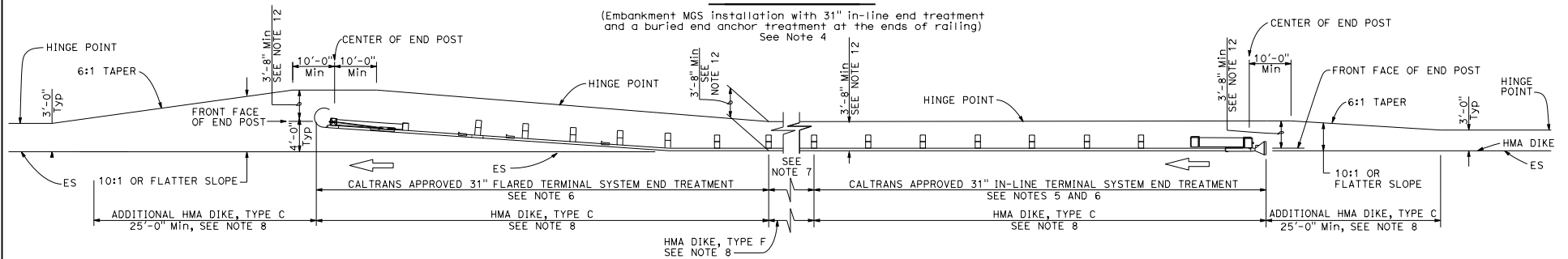
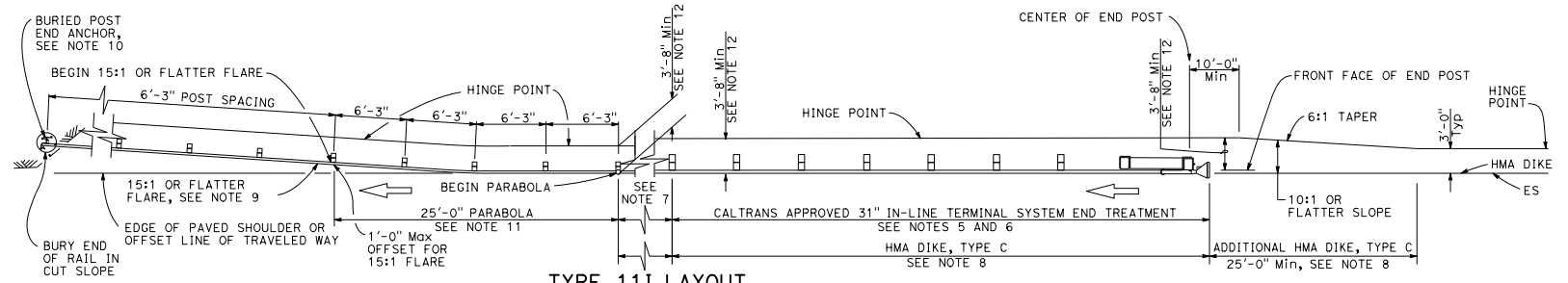
DIST	COUNTY	ROUTE	POST MILES TOTAL PROJECT	SHEET NO.	TOTAL SHEETS

Randell D. Hiatt
 REGISTERED CIVIL ENGINEER
 No. C50200
 Exp. 6-30-17
 CIVIL
 STATE OF CALIFORNIA

January 20, 2017
 PLANS APPROVAL DATE
 THE STATE OF CALIFORNIA OR ITS OFFICERS OR AGENTS SHALL NOT BE RESPONSIBLE FOR THE ACCURACY OR COMPLETENESS OF SCANNED COPIES OF THIS PLAN SHEET.



TO ACCOMPANY PLANS DATED _____



- NOTES:**
- Line post, blocks and hardware to be used are shown on Revised Standard Plans RSP A77L1, RSP A77L2, RSP A77M1, RSP A77N1 and RSP A77N2.
 - MGS post spacing to be 6'-3" center to center, except as otherwise noted.
 - Except as noted, line posts are 6" x 8" x 6'-0" wood with 6" x 12" x 1'-2" wood blocks, W6 x 8.5 or W6 x 9 steel posts, 6'-0" in length, with 6" x 12" x 1'-2" notched wood blocks or plastic blocks may be used for 6" x 8" x 6'-0" wood post with 6" x 12" x 1'-2" wood blocks where applicable and when specified.
 - Layout Types 11D through 11L, shown on the A77P Series of Standard Plans, are typically used where MGS is recommended to shield embankment slopes and a crashworthy 31" end treatment is required for both directions of traffic.
 - 31" in-line terminal system end treatments are used where site conditions will not accommodate a 31" flared end treatment.
 - The type of 31" terminal system end treatment to be used will be shown on the Project Plans.

- Dependent on site conditions (embankment height and side slope), construction of additional MGS (length equal to multiples of 12'-6" with 6'-3" post spacing) may be advisable.
- Where placement of dike is required with MGS installations, see Revised Standard Plan RSP A77N4 for dike positioning details.
- The 15:1 or flatter flare used with buried end anchors is based on the edge of the paved shoulder or offset line of edge of the traveled way. The length of MGS within the 15:1 or flatter flare is based on site conditions and should be a length equal to multiples of 12'-6".
- For details of the buried post end anchor used with Type 11I Layout, see Revised Standard Plan RSP A77T2.
- For typical flare offsets for 25'-0" length parabola with maximum offset of 1'-0", see Revised Standard Plan RSP A77P1.
- Use this offset for 8-inch block. For 12-inch block, use 4'-0" Min offset.

STATE OF CALIFORNIA
 DEPARTMENT OF TRANSPORTATION
MIDWEST GUARDRAIL SYSTEM
TYPICAL LAYOUTS FOR
EMBANKMENTS
 NO SCALE

RSP A77P5 DATED JANUARY 20, 2017 SUPERSEDES RSP A77P5 DATED
 JULY 19, 2013 THAT SUPPLEMENTS THE STANDARD PLANS BOOK DATED 2010.
REVISED STANDARD PLAN RSP A77P5

2010 REVISED STANDARD PLAN RSP A77P5