

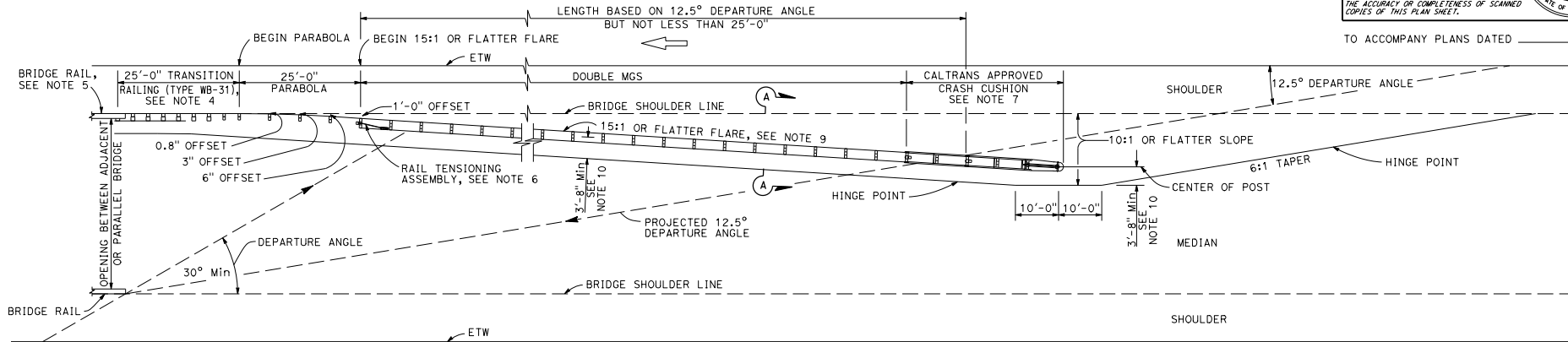
DIST	COUNTY	ROUTE	POST MILES TOTAL PROJECT	SHEET NO.	TOTAL SHEETS

**Randell D. Hiatt**  
REGISTERED CIVIL ENGINEER

January 20, 2017  
PLANS APPROVAL DATE

REGISTERED PROFESSIONAL ENGINEER  
Randell D. Hiatt  
No. C50200  
Exp. 6-30-17  
CIVIL  
STATE OF CALIFORNIA

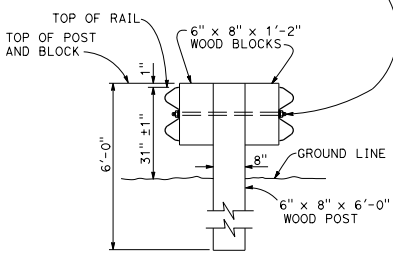
THE STATE OF CALIFORNIA OR ITS OFFICERS OR AGENTS SHALL NOT BE RESPONSIBLE FOR THE ACCURACY OR COMPLETENESS OF SCANNED COPIES OF THIS PLAN SHEET.



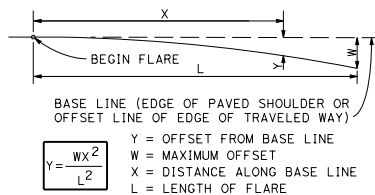
**TYPE 12E LAYOUT**

See Note 9

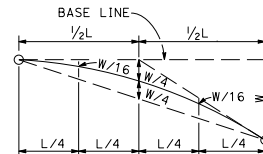
5/8" Ø BUTTON HEAD BOLT WITH Hex NUT OR  
5/8" Ø ROD, THREADED BOTH ENDS, WITH  
Hex NUTS. 1/2" Max EXPOSED THREADS  
AFTER Hex NUT(S) TIGHTENED. NO WASHER ON  
RAIL FACES FOR BOLTED CONNECTION TO LINE POST



**SECTION A-A**  
**TYPICAL DOUBLE MIDWEST**  
**GUARDRAIL SYSTEM**



**PARABOLIC FLARE OFFSETS**



**TYPICAL PARABOLIC LAYOUT**

**NOTES:**

- Line post, blocks and hardware to be used are shown on Revised Standard Plans RSP A77L1, RSP A77L2, RSP A77M1, RSP A77N1 and RSP A77N2.
- MGS post spacing to be 6'-3" center to center, except as otherwise noted.
- Except as noted, line posts are 6" x 8" x 6'-0" wood with 6" x 12" x 1'-2" wood blocks. W6 x 8.5 or W6 x 9 steel posts, 6'-0" in length, with 6" x 12" x 1'-2" notched wood blocks or notched recycled plastic blocks may be used for 6" x 8" x 6'-0" wood line posts with 6" x 12" x 1'-2" wood blocks where applicable and when specified.
- For Transition Railing (Type WB-31) details, see Revised Standard Plan RSP A77U4.
- For additional details of a typical connection to bridge rail, see Connection Detail AA on Revised Standard Plan RSP A77U1.
- For Rail Tensioning Assembly details, see Revised Standard Plan RSP A77S2.
- The type of Crash Cushion to be used will be shown on the Project Plans.
- Type 12E Layout is typically used left of approaching traffic at the end of each structure on multilane freeways or expressways where a median type barrier is not constructed between separated roadbeds.
- The 15:1 or flatter flare is measured off of the edge of traveled way.
- Use this offset for 8" block. For 12" block, use 4'-0" Min offset.

STATE OF CALIFORNIA  
DEPARTMENT OF TRANSPORTATION

**MIDWEST GUARDRAIL SYSTEM**  
**TYPICAL LAYOUTS FOR**  
**STRUCTURE APPROACH**

NO SCALE

RSP A77Q3 DATED JANUARY 20, 2017 SUPERSEDES RSP A77Q3 DATED AUGUST 14, 2015 AND  
RSP A77Q3 DATED JULY 19, 2013 THAT SUPPLEMENTS THE STANDARD PLANS BOOK DATED 2010.

**REVISED STANDARD PLAN RSP A77Q3**

2010 REVISED STANDARD PLAN RSP A77Q3