

Dist	County	Route	Post Miles Total Project	Sheet No.	Total Sheets

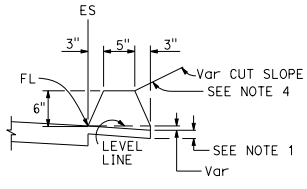
Michael Janzen
 REGISTERED CIVIL ENGINEER

January 15, 2016
 PLANS APPROVAL DATE

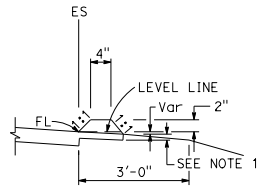
Michael Janzen
 No. 44788
 Exp. 3-31-16
 CIVIL
 STATE OF CALIFORNIA

THE STATE OF CALIFORNIA OR ITS OFFICERS
 OR AGENTS SHALL NOT BE RESPONSIBLE FOR
 THE ACCURACY OR COMPLETENESS OF SCANNED
 COPIES OF THIS PLAN SHEET.

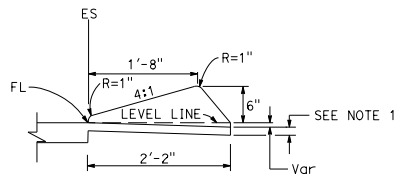
TO ACCOMPANY PLANS DATED _____



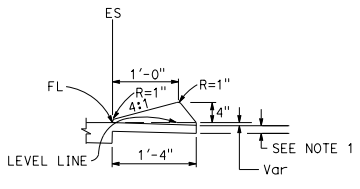
TYPE A
See Notes 3 and 5



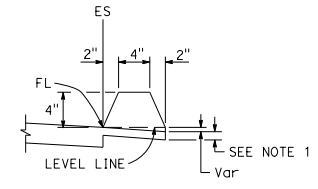
TYPE C



TYPE D

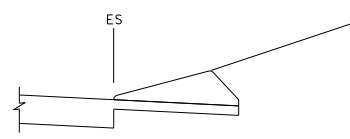


TYPE E

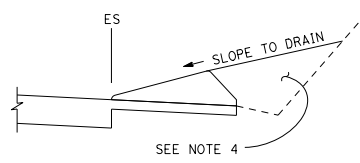


TYPE F
See Note 5

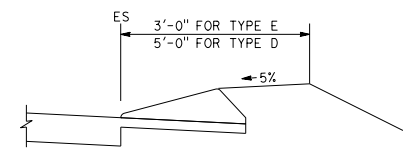
DIKES



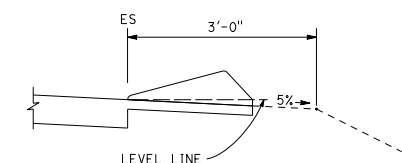
CASE C-1
Cut Slope



CASE C-2
Cut Slope



CASE F



CASE R
See Note 2

TYPE D AND E BACKFILL DETAILS

NOTES:

- For HMA shoulders only, extend top layer of HMA placed on the shoulder under dike with no joint at the ES. For projects with OGFC shoulders, do not extend OGFC under dike. See project plans for modified dike detail.
- Case R applies to retrofit only projects where restrictive conditions do not provide enough width for Case F backfill.
- Type A dike only to be used where restrictive slope conditions do not provide enough width to use Type D or Type E dike.
- Fill and compact with excavated material to top of dike.
- Use Type A or F dike, where dike is required with guardrail installations. See Standard Plan A77N4 for dike positioning details. See Standard Plan A77N3 for hinge point offsets with guardrail.

DIKE QUANTITIES

TYPE	CUBIC YARDS PER LINEAR FOOT
A	0.0135
C	0.0038
D	0.0293
E	0.0130
F	0.0066

Quantities based on 5% cross slope.

STATE OF CALIFORNIA
DEPARTMENT OF TRANSPORTATION

HOT MIX ASPHALT DIKES

NO SCALE

RSP A87B DATED JANUARY 15, 2016 SUPERSEDES STANDARD PLAN A87B
DATED OCTOBER 30, 2015 - PAGE 126 OF THE STANDARD PLANS BOOK DATED 2015.

REVISED STANDARD PLAN RSP A87B

2015 REVISED STANDARD PLAN RSP A87B