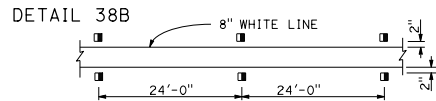
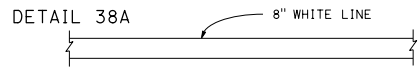
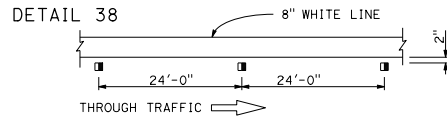


CHANNELIZING LINE

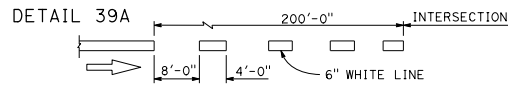


DETAIL 38C DELETED

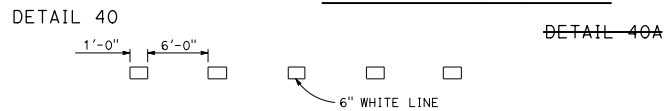
BIKE LANE LINE



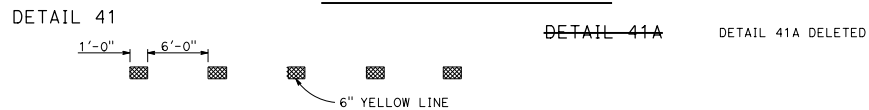
INTERSECTION LINE BIKE LANE



LANE LINE EXTENSIONS THROUGH INTERSECTIONS



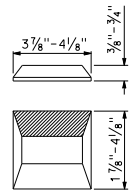
CENTER LINE EXTENSIONS THROUGH INTERSECTIONS



LEGEND

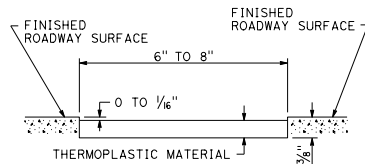
- MARKERS
- TYPE G ONE-WAY CLEAR RETROREFLECTIVE
 - 6" YELLOW LINE

MARKER DETAILS



TYPE G

RETROREFLECTIVE FACE



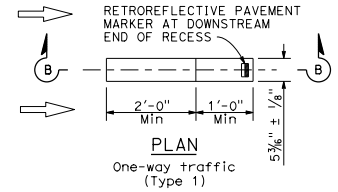
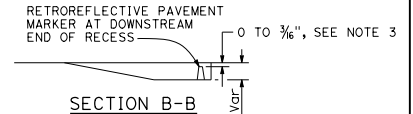
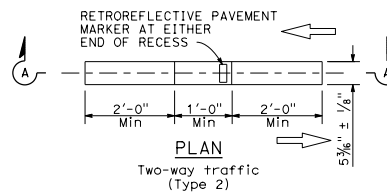
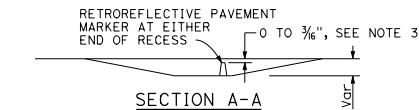
DETAIL FOR RECESSED THERMOPLASTIC TRAFFIC STRIPE

See Notes A and B.

RECESSED THERMOPLASTIC NOTES

- See typical traffic line details for pavement marking patterns.
- The top of the thermoplastic installed in recessed pavement shall be 0 to 1/16" below the pavement surface.

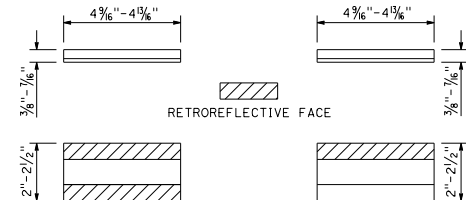
RECESS DETAIL FOR RETROREFLECTIVE PAVEMENT MARKER



TYPE C AND TYPE D TYPE G AND TYPE H

See Notes 1 and 2.

RETROREFLECTIVE PAVEMENT MARKER FOR RECESSED INSTALLATION



RECESSED MARKER NOTES:

- See typical traffic line details for marker patterns to be used with recessed pavement markers. Detail 14A requires a Type 2 recess.
- The retroreflective pavement markers shown for recessed installations are not to be used for non-recessed installations.
- The top of pavement markers installed in recesses shall be 0 to 3/16" below the pavement surface.

STATE OF CALIFORNIA
DEPARTMENT OF TRANSPORTATION

PAVEMENT MARKERS AND TRAFFIC LINES TYPICAL DETAILS

NO SCALE

RSP A200 DATED JULY 21, 2017 SUPERSEDES STANDARD PLAN A200 DATED OCTOBER 30, 2015 - PAGE 15 OF THE STANDARD PLANS BOOK DATED 2015.

REVISED STANDARD PLAN RSP A200

2015 REVISED STANDARD PLAN RSP A200

DIST	COUNTY	ROUTE	POST MILES TOTAL PROJECT	SHEET NO.	TOTAL SHEETS

Atifa Ferouz
REGISTERED CIVIL ENGINEER
No. C80402
EXP. 3-31-19
CIVIL
STATE OF CALIFORNIA

July 21, 2017
PLANS APPROVAL DATE

THE STATE OF CALIFORNIA OR ITS OFFICERS OR AGENTS SHALL NOT BE RESPONSIBLE FOR THE ACCURACY OR COMPLETENESS OF SCANNED COPIES OF THIS PLAN SHEET.