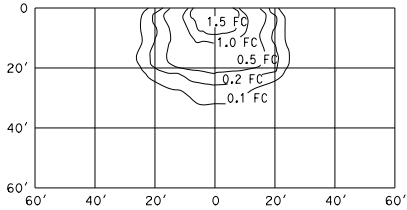


DIST	COUNTY	ROUTE	POST MILES TOTAL PROJECT	SHEET TOTAL NO. SHEETS

H. R. F.
 REGISTERED ELECTRICAL ENGINEER
 July 21, 2017
 PLANS APPROVAL DATE
 THE STATE OF CALIFORNIA OR ITS OFFICERS OR AGENTS SHALL NOT BE RESPONSIBLE FOR THE ACCURACY OR COMPLETENESS OF SCANNED COPIES OF THIS PLAN SHEET.

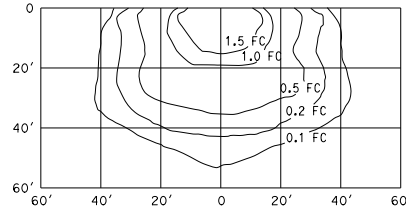
REGISTERED PROFESSIONAL ENGINEER
 Hamid Zolfaghari
 No. E15636
 Exp. 12-31-17
 ELECTRICAL
 STATE OF CALIFORNIA

NOTE: TO ACCOMPANY PLANS DATED _____
Curves represent the minimum footcandle (FC).



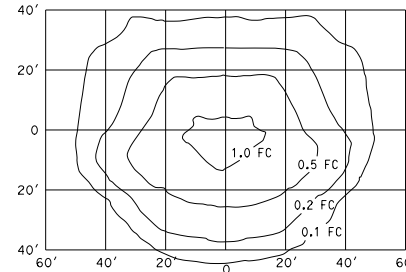
**HIGH-PRESSURE SODIUM
WALL-MOUNTED LUMINAIRE 70 W**

15' Mounting Height
ANSI Designation S62
Lamp operated at 5,800 lm



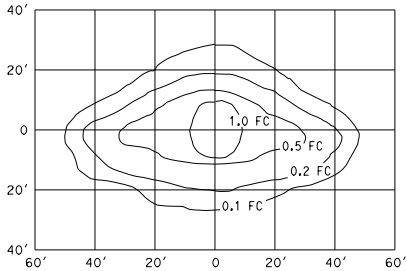
**HIGH-PRESSURE SODIUM
WALL-MOUNTED LUMINAIRE 100 W**

15' Mounting Height
ANSI Designation S64
Lamp operated at 9,500 lm



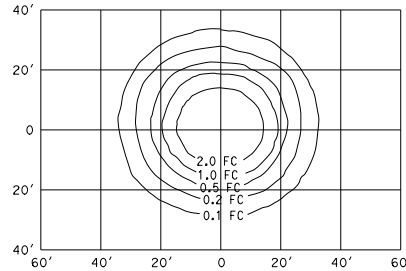
**HIGH-PRESSURE SODIUM
FLUSH-MOUNTED SOFFIT LUMINAIRE 70 W**

17' Mounting Height
ANSI Designation S62
Lamp operated at 5,800 lm



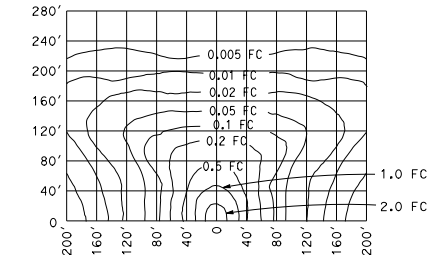
**HIGH-PRESSURE SODIUM
PENDANT SOFFIT LUMINAIRE 70 W
TYPE III SHORT**

17' Mounting Height
ANSI Designation S62
Lamp operated at 5,800 lm



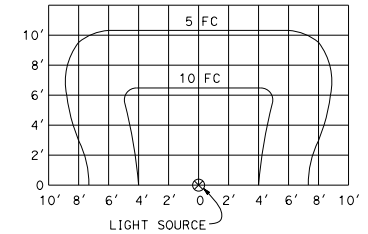
**HIGH-PRESSURE SODIUM
PENDANT SOFFIT LUMINAIRE 70 W**

17' Mounting Height
ANSI Designation S62
Lamp operated at 5,800 lm



LOW-PRESSURE SODIUM LUMINAIRE 180 W

40' Mounting Height
Lamp operated at 33,000 lm



**INDUCTION SIGN
LIGHTING FIXTURE 85 W**

STATE OF CALIFORNIA
DEPARTMENT OF TRANSPORTATION

**ELECTRICAL SYSTEMS
(ISOFOOTCANDLE CURVES)**

NO SCALE

RSP ES-10B DATED JULY 21, 2017 SUPERSEDES STANDARD PLAN ES-10B
DATED OCTOBER 30, 2015 - PAGE 482 OF THE STANDARD PLANS BOOK DATED 2015.

REVISED STANDARD PLAN RSP ES-10B

2015 REVISED STANDARD PLAN RSP ES-10B