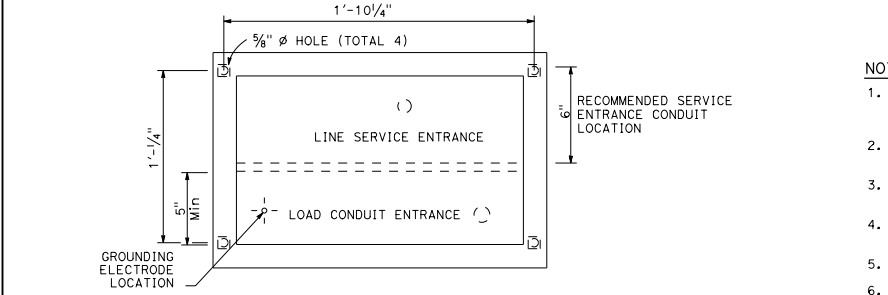
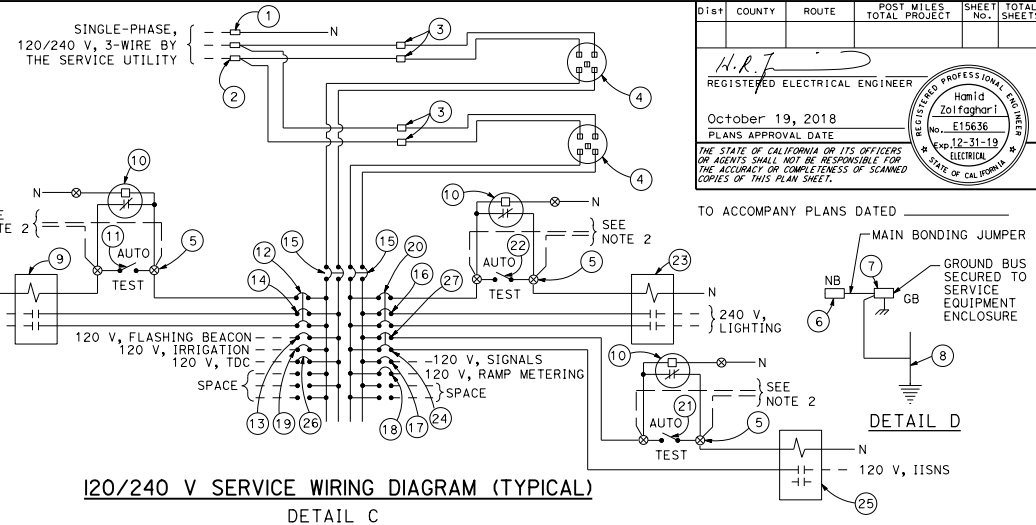


FRONT VIEW
SIDE VIEW
TYPE III-CF SERVICE EQUIPMENT ENCLOSURE (TYPICAL)
DETAIL A



BASE FOR TYPE III-C SERVICE EQUIPMENT ENCLOSURE
DETAIL B



120/240 V SERVICE WIRING DIAGRAM (TYPICAL)
DETAIL C

TYPE III-C SERVICE EQUIPMENT ENCLOSURE LEGEND (120/240 V)

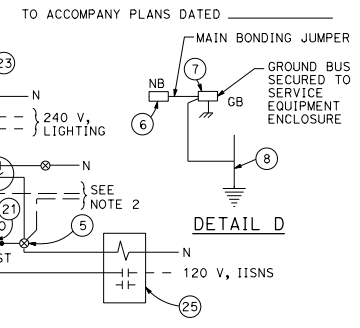
ITEM	COMPONENT	NAMEPLATE DESCRIPTION	ITEM	COMPONENT	NAMEPLATE DESCRIPTION
①	NEUTRAL LUG		⑭	30 A, 240 V, 2P, CB	SIGN ILLUMINATION
②	LANDING LUG		⑮	100 A, 240 V, 2P, CB	MAIN BREAKER
③	TEST BYPASS FACILITY		⑯	30 A, 240 V, 2P, CB	LIGHTING
④	METER SOCKET AND SUPPORT		⑰	50 A, 120 V, 1P, CB	SIGNALS
⑤	TERMINAL BLOCKS		⑱	30 A, 120 V, 1P, CB	RAMP METERING
⑥	NEUTRAL BUS		⑲	20 A, 120 V, 1P, CB	IRRIGATION
⑦	GROUND BUS		⑳	15 A, 120 V, 1P, CB	LIGHTING CONTROL
⑧	GROUNDING ELECTRODE		㉑	15 A, 1P, TEST SWITCH	IISNS TEST SWITCH
⑨	30 A, 2P, NO CONTACTOR	SIGN ILLUMINATION	㉒	15 A, 1P, TEST SWITCH	LIGHTING TEST SWITCH
⑩	PHOTOELECTRIC UNIT (NOTE 4)	PEU	㉓	60 A, 2P, NO CONTACTOR	LIGHTING
⑪	15 A, 1P, TEST SWITCH	SIGN ILLUMINATION TEST SWITCH	㉔	15 A, 120 V, 1P, CB	IISNS
⑫	15 A, 120 V, 1P, CB	SIGN ILLUMINATION CONTROL	㉕	30 A, 2P, NO CONTACTOR	IISNS
⑬	15 A, 120 V, 1P, CB	FLASHING BEACON	㉖	20 A, 120 V, 1P, CB	TELEPHONE DEMARCATION CABINET
			㉗	15 A, 120 V, 1P, CB	IISNS CONTROL

- NOTES:**
1. Unless otherwise indicated on the plans, service equipment items shall be provided for each service equipment enclosure as shown.
 2. Connect to remote test switch mounted on lighting standards, sign post or structure when required.
 3. Items ① and ⑥ shall be isolated from the service equipment enclosure.
 4. Type I photoelectric control shall be used unless otherwise indicated on the plans.
 5. Item ⑫, ⑲ and ㉗ shall be ganged operated CB.
 6. The plan shows the approximate location of devices within the enclosure. Components may be rearranged, however, the "working" clearances within the service equipment enclosure shall be maintained.

DIST	COUNTY	ROUTE	POST MILES TOTAL PROJECT	SHEET TOTAL SHEETS

H.R. J.
REGISTERED ELECTRICAL ENGINEER
October 19, 2018
PLANS APPROVAL DATE
Hamid Zolfaghari
No. E15636
Exp. 12-31-19
REGISTERED PROFESSIONAL ENGINEER
ELECTRICAL
STATE OF CALIFORNIA

THE STATE OF CALIFORNIA OR ITS OFFICERS OR AGENTS SHALL NOT BE RESPONSIBLE FOR THE ACCURACY OR COMPLETENESS OF SCANNED COPIES OF THIS PLAN SHEET.



STATE OF CALIFORNIA
DEPARTMENT OF TRANSPORTATION

**ELECTRICAL SYSTEMS
(SERVICE EQUIPMENT ENCLOSURE AND
TYPICAL WIRING DIAGRAM,
TYPE III-C SERIES)**

NO SCALE

RSP ES-2F DATED OCTOBER 19, 2018 SUPERSEDES STANDARD PLAN ES-2F
DATED MAY 31, 2018 - PAGE 483 OF THE STANDARD PLANS BOOK DATED 2018.

REVISED STANDARD PLAN RSP ES-2F

2018 REVISED STANDARD PLAN RSP ES-2F