

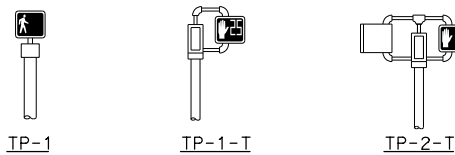
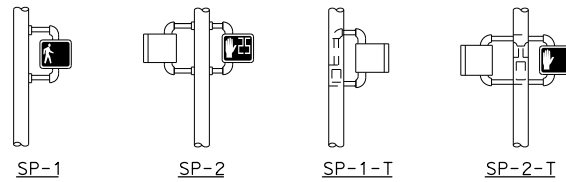
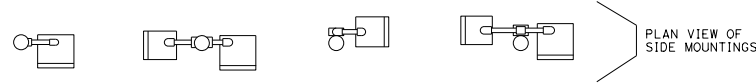


DIST	COUNTY	ROUTE	POST MILES TOTAL PROJECT	SHEET NO.	TOTAL SHEETS
 REGISTERED ELECTRICAL ENGINEER					
October 19, 2018 PLANS APPROVAL DATE					
					
<small>THE STATE OF CALIFORNIA OR ITS OFFICERS OR AGENTS SHALL NOT BE RESPONSIBLE FOR THE ACCURACY OR COMPLETENESS OF SCANNED COPIES OF THIS PLAN SHEET.</small>					

TO ACCOMPANY PLANS DATED _____



PEDESTRIAN SIGNAL HEAD MOUNTINGS
DETAIL A



PERSON WALKING INTERVAL FLASHING UPRaised HAND INTERVAL STEADY UPRaised HAND INTERVAL
LED COUNTDOWN PEDESTRIAN SIGNAL FACE MODULE
 DETAIL B

NOTES:

1. Mounting shall be oriented to provide maximum horizontal clearance to adjacent roadway.
2. See Revised Standard Plan RSP ES-4D for attachment fittings details.

ABBREVIATIONS:

- 1, 2 NUMBER OF SIGNAL FACES
- SP SIDE MOUNTED PEDESTRIAN SIGNAL
- T TERMINAL COMPARTMENT
- TP TOP MOUNTED PEDESTRIAN SIGNAL

STATE OF CALIFORNIA
 DEPARTMENT OF TRANSPORTATION
ELECTRICAL SYSTEMS
(PEDESTRIAN SIGNAL HEADS)

NO SCALE

RSP ES-4B DATED OCTOBER 19, 2018 SUPERSEDES STANDARD PLAN ES-4B
 DATED MAY 31, 2018 - PAGE 500 OF THE STANDARD PLANS BOOK DATED 2018.

REVISED STANDARD PLAN RSP ES-4B

2018 REVISED STANDARD PLAN RSP ES-4B