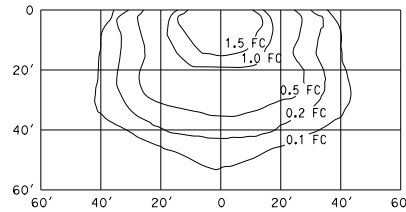
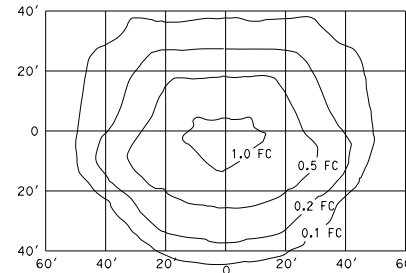


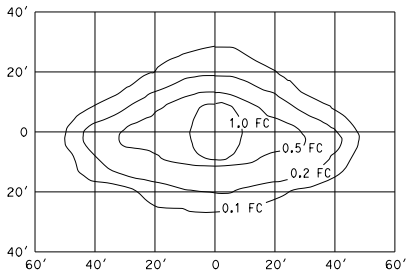
**WALL-MOUNTED**  
15' Mounting Height  
ANSI Designation S62  
Lamp operated at 5,800 lm  
70 W (Max)



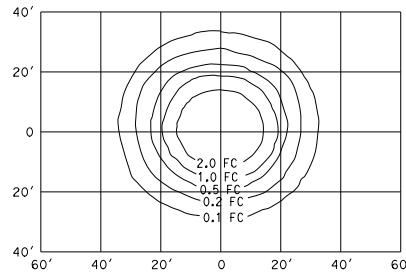
**WALL-MOUNTED**  
15' Mounting Height  
ANSI Designation S54  
Lamp operated at 9,500 lm  
100 W (Max)



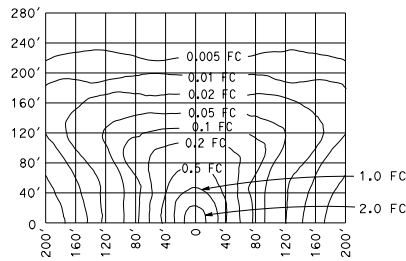
**FLUSH-MOUNTED SOFFIT**  
17' Mounting Height  
ANSI Designation S62  
Lamp operated at 5,800 lm  
70 W (Max)



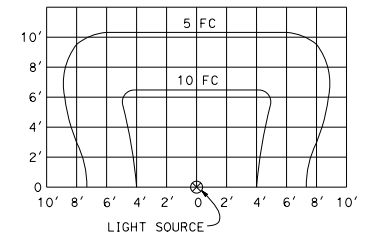
**PENDANT SOFFIT**  
**TYPE III SHORT**  
17' Mounting Height  
ANSI Designation S62  
Lamp operated at 5,800 lm  
70 W (Max)



**PENDANT SOFFIT**  
17' Mounting Height  
ANSI Designation S62  
Lamp operated at 5,800 lm  
70 W (Max)



**LOW-PRESSURE SODIUM**  
40' Mounting Height  
Lamp operated at 33,000 lm  
180 W (Max)



**OVERHEAD SIGN LUMINAIRE**  
85 W (Max)

DIST	COUNTY	ROUTE	POST MILES TOTAL PROJECT	SHEET NO.	TOTAL SHEETS

H.R.F.  
REGISTERED ELECTRICAL ENGINEER

October 19, 2018  
PLANS APPROVAL DATE

REGISTERED PROFESSIONAL ENGINEER  
Hamid Zolfaghari  
No. E15636  
Exp. 12-31-19  
ELECTRICAL  
STATE OF CALIFORNIA

THE STATE OF CALIFORNIA OR ITS OFFICERS OR AGENTS SHALL NOT BE RESPONSIBLE FOR THE ACCURACY OR COMPLETENESS OF SCANNED COPIES OF THIS PLAN SHEET.

TO ACCOMPANY PLANS DATED \_\_\_\_\_

**NOTE:**  
Curves represent the minimum maintained illuminance (FC).

STATE OF CALIFORNIA  
DEPARTMENT OF TRANSPORTATION  
**ELECTRICAL SYSTEMS**  
**(ISOFOOTCANDLE CURVES)**

NO SCALE

RSP ES-10B DATED OCTOBER 19, 2018 SUPERSEDES STANDARD PLAN ES-10B  
DATED MAY 31, 2018 - PAGE 542 OF THE STANDARD PLANS BOOK DATED 2018.

**REVISED STANDARD PLAN RSP ES-10B**

2018 REVISED STANDARD PLAN RSP ES-10B