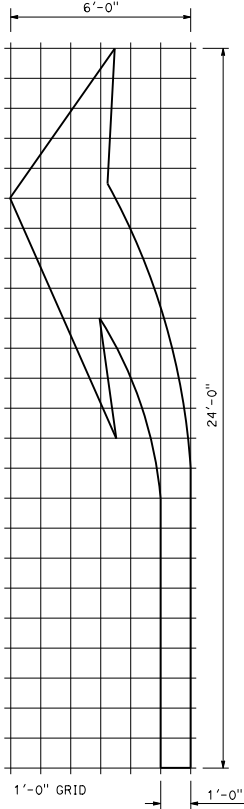


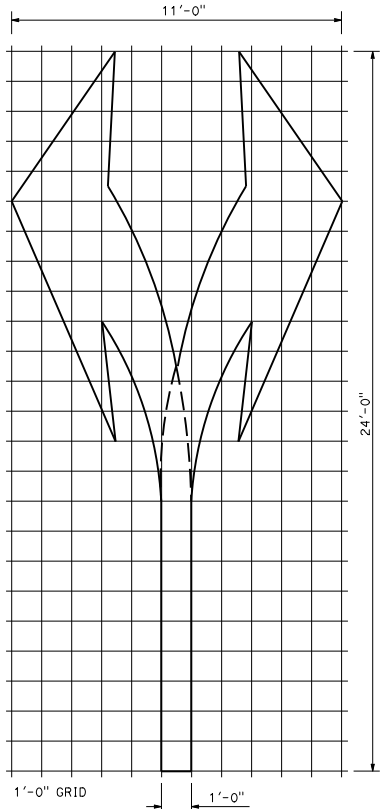
1'-0" GRID
A=70 ft² *

RAILROAD CROSSING SYMBOL

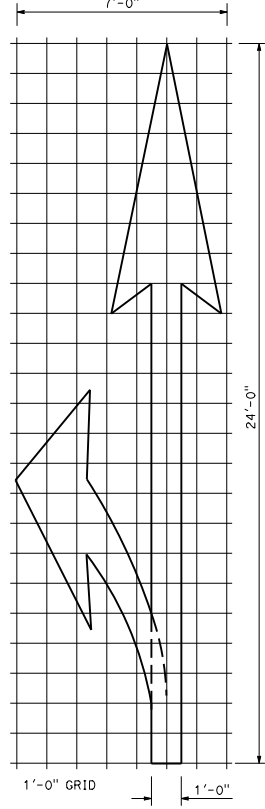
* 70 ft² does not include the 2'-0" x variable width transverse lines.



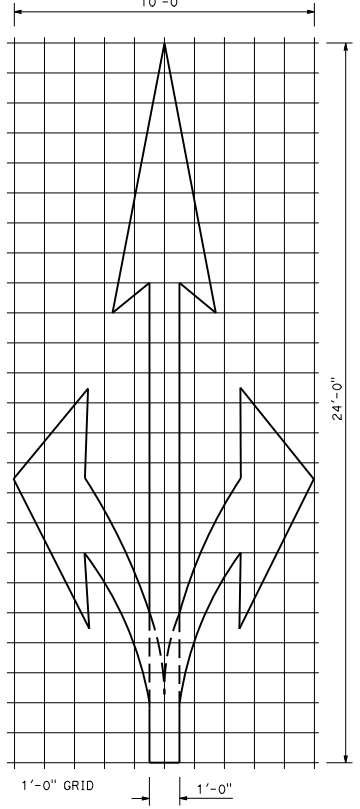
A=42 ft²
TYPE III (L) ARROW
(For Type III (R) use mirror image)



A=73 ft²
TYPE III (B) ARROW



A=45 ft²
TYPE II (L) ARROW
(For Type II (R) use mirror image)



A=59 ft²
TYPE II (B) ARROW

NOTE:
Minor variations in dimensions may be accepted by the Engineer.

STATE OF CALIFORNIA
DEPARTMENT OF TRANSPORTATION

**PAVEMENT MARKINGS
ARROWS AND SYMBOLS**

NO SCALE

A 24B

Dist	COUNTY	ROUTE	POST MILES TOTAL PROJECT	SHEET TOTAL SHEETS

Atifa Ferouzi
REGISTERED CIVIL ENGINEER

May 31, 2018
PLANS APPROVAL DATE

Atifa Ferouzi
No. C80402
Exp. 3-31-19
REGISTERED PROFESSIONAL ENGINEER
CIVIL
STATE OF CALIFORNIA

THE STATE OF CALIFORNIA OR ITS OFFICERS OR AGENTS SHALL NOT BE RESPONSIBLE FOR THE ACCURACY OR COMPLETENESS OF SCANNED COPIES OF THIS PLAN SHEET.