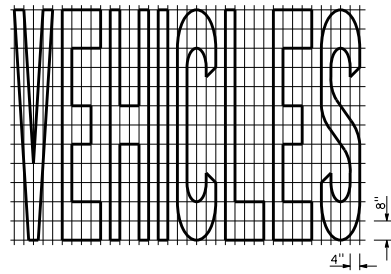
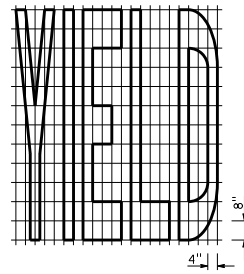


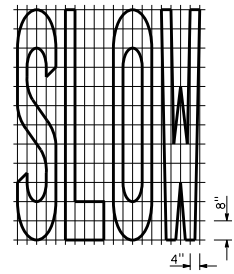
A=43 f+2



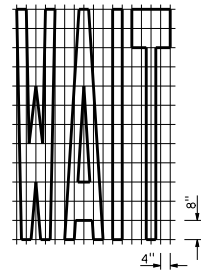
A=42 f+2




A=24 f+2



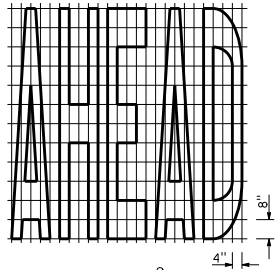
A=23 f+2




A=19 f+2



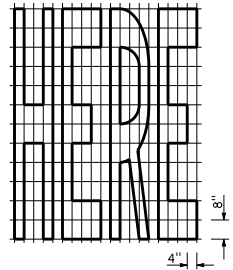
A=35 f+2



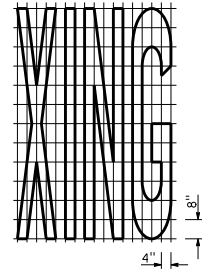
A=31 f+2




A=24 f+2



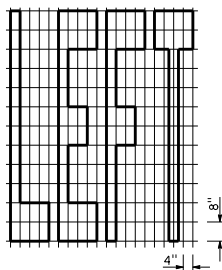
A=26 f+2



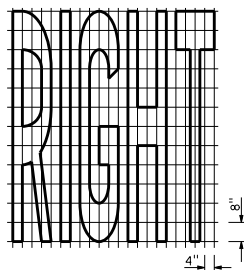
A=21 f+2



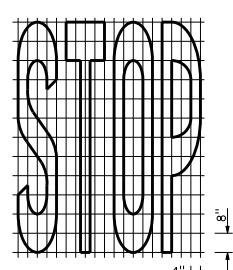
A=32 f+2



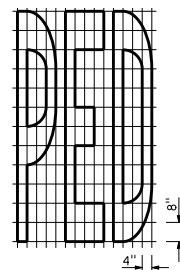
A=19 f+2




A=26 f+2




A=22 f+2



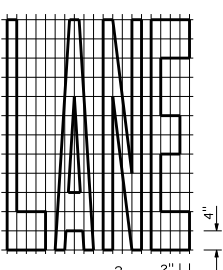
A=18 f+2



A=10 f+2



A=5 f+2



A=6 f+2

Dist#	COUNTY	ROUTE	POST MILES TOTAL PROJECT	SHEET TOTAL SHEETS

Atifa Ferouz  
REGISTERED CIVIL ENGINEER

May 31, 2018  
PLANS APPROVAL DATE

Atifa Ferouz  
No. C80402  
Exp. 3-31-19  
CIVIL  
REGISTERED PROFESSIONAL ENGINEER  
STATE OF CALIFORNIA

THE STATE OF CALIFORNIA OR ITS OFFICERS OR AGENTS SHALL NOT BE RESPONSIBLE FOR THE ACCURACY OR COMPLETENESS OF SCANNED COPIES OF THIS PLAN SHEET.

**NOTES:**

1. If a message consists of more than one word, it must read "UP", i.e., the first word must be nearest the driver.
2. The space between words must be at least four times the height of the characters for low speed roads, but not more than ten times the height of the characters. The space may be reduced appropriately where there is limited space because of local conditions.
3. Minor variations in dimensions may be accepted by the Engineer.
4. Portions of a letter, number or symbol may be separated by connecting segments not to exceed 2" in width.

WORD MARKINGS					
ITEM	f+2	ITEM	f+2	ITEM	f+2
XING	21	YIELD	24	BIKE	5
AHEAD	31	SCHOOL	35	SLOW	23
WAIT	19	SIGNAL	32	STOP	22
LANE	6	TURN	24	LEFT	19
RIGHT	26	HERE	26	VEHICLES	42

STATE OF CALIFORNIA  
DEPARTMENT OF TRANSPORTATION  
**PAVEMENT MARKINGS  
WORDS**

NO SCALE

**A 24D**