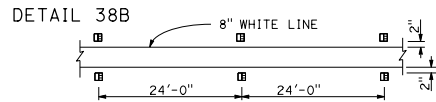
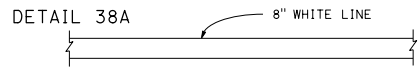
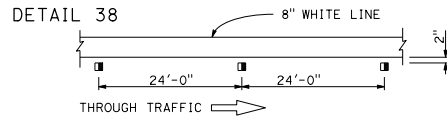
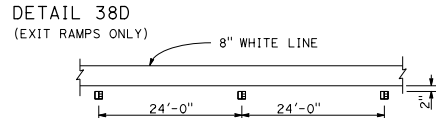



CHANNELIZING LINE



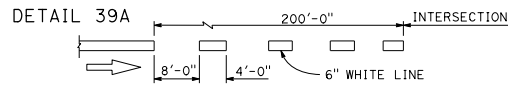
DETAIL 38C DELETED



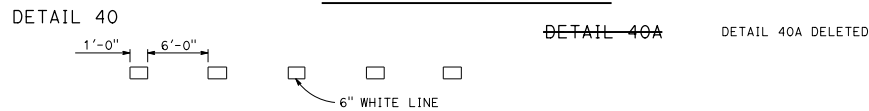
BIKE LANE LINE



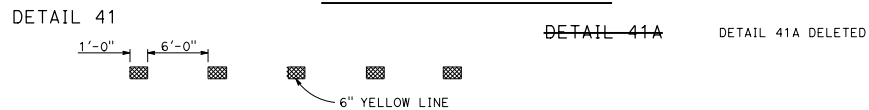
**INTERSECTION LINE
BIKE LANE**



**LANE LINE EXTENSIONS
THROUGH INTERSECTIONS**



**CENTER LINE EXTENSIONS
THROUGH INTERSECTIONS**

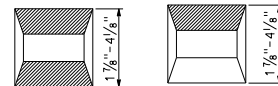
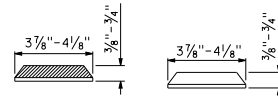


LEGEND

MARKERS

- TYPE C RED-CLEAR RETROREFLECTIVE
- TYPE G ONE-WAY CLEAR RETROREFLECTIVE
- 6" YELLOW LINE

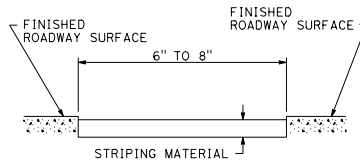
MARKER DETAILS



TYPE C

TYPE G

RETROREFLECTIVE FACE



**DETAIL FOR RECESSED
TRAFFIC STRIPE**

See Notes A and B.

RECESSED NOTES:

- A. See typical traffic line details for pavement marking patterns.
- B. See standard specifications for recess depth and recess striping material thickness.

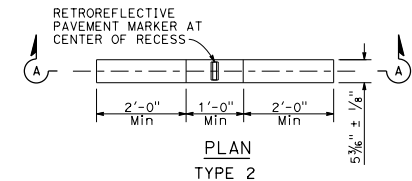
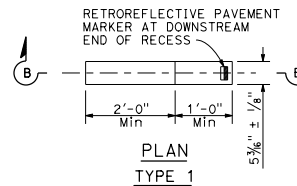
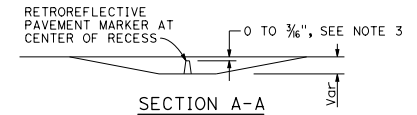
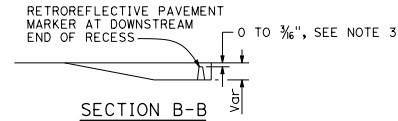
DIST	COUNTY	ROUTE	POST MILES TOTAL PROJECT	SHEET NO.	TOTAL SHEETS
------	--------	-------	--------------------------	-----------	--------------

Atifa Ferouz
REGISTERED CIVIL ENGINEER
No. C80402
EXP. 3-31-19
CIVIL

October 19, 2018
PLANS APPROVAL DATE

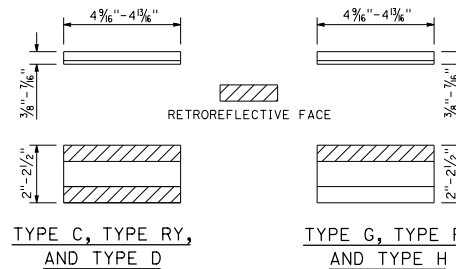
THE STATE OF CALIFORNIA OR ITS OFFICERS OR AGENTS SHALL NOT BE RESPONSIBLE FOR THE ACCURACY OR COMPLETENESS OF SCANNED COPIES OF THIS PLAN SHEET.

TO ACCOMPANY PLANS DATED _____



**RECESS DETAIL FOR
RETROREFLECTIVE PAVEMENT MARKER**

See Note 4



RECESSED MARKER NOTES:

1. See typical traffic line details for marker patterns to be used with recessed pavement markers.
2. The retroreflective pavement markers shown for recessed installations are not to be used for non-recessed installations.
3. The top of pavement markers installed in recesses shall be 0 to 3/16" below the pavement surface.
4. Use Type 1 recess for pavement markers with one-way retroreflective face. Use Type 2 recess for pavement markers with two-way retroreflective face.

**RETROREFLECTIVE PAVEMENT MARKER
FOR RECESSED INSTALLATION**

See Notes 1 and 2.

STATE OF CALIFORNIA
DEPARTMENT OF TRANSPORTATION

**PAVEMENT MARKERS
AND TRAFFIC LINES
TYPICAL DETAILS**

NO SCALE

RSP A200 DATED OCTOBER 19, 2018 SUPERSEDES STANDARD PLAN A200
DATED MAY 31, 2018 - PAGE 15 OF THE STANDARD PLANS BOOK DATED 2018.

REVISED STANDARD PLAN RSP A200